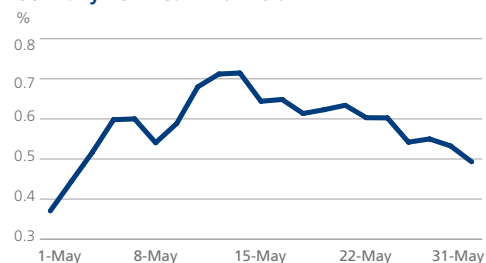


## Tradeweb Government Bond Report - May 2015

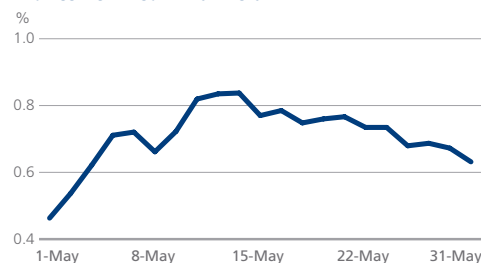
### EUROPE

	Ten-Year Benchmark Government Bond Data								
	Month-end yield (%)	Change on previous month (bps)	Spread vs German Bund (bps)	Yield low - current month (%)	Yield high - current month (%)	36-month yield low (%)	36-month yield low date	36-month yield high (%)	36-month yield high date
Austria	0.63	16.05	13.90	0.48	0.83	0.19	20/04/15	2.47	10/09/13
Belgium	0.82	18.20	32.40	0.64	0.99	0.34	15/04/15	3.33	13/06/12
Denmark	0.64	17.35	14.45	0.47	0.87	0.06	12/02/15	2.23	10/09/13
Finland	0.63	17.50	13.85	0.46	0.84	0.19	20/04/15	2.31	10/09/13
France	0.81	17.05	31.25	0.64	0.99	0.35	15/04/15	2.72	13/06/12
Germany	0.49	12.80		0.37	0.71	0.07	20/04/15	2.04	05/09/13
Greece	11.02	54.20	1052.60	10.35	11.66	5.51	05/09/14	29.69	01/06/12
Ireland	1.18	26.60	68.65	0.92	1.36	0.65	15/04/15	7.26	01/06/12
Italy	1.86	37.90	136.20	1.47	1.94	1.13	11/03/15	6.54	24/07/12
Netherlands	0.68	18.20	18.80	0.50	0.88	0.15	20/04/15	2.50	26/12/13
Portugal	2.56	47.45	206.40	2.07	2.83	1.54	16/03/15	11.78	31/05/12
Spain	1.83	37.20	134.00	1.46	1.91	1.08	11/03/15	7.56	24/07/12
Sweden	0.65	15.00	15.35	0.47	0.81	0.23	17/04/15	2.73	05/09/13
United Kingdom	1.80	-4.15	130.75	1.80	2.00	1.34	30/01/15	3.07	27/12/13

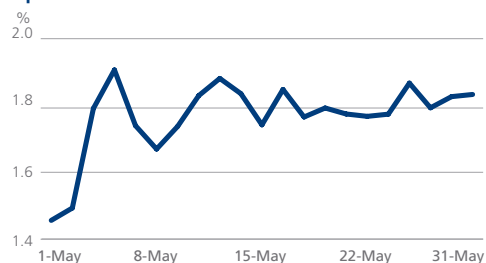
#### Germany Ten-Year Mid Yield



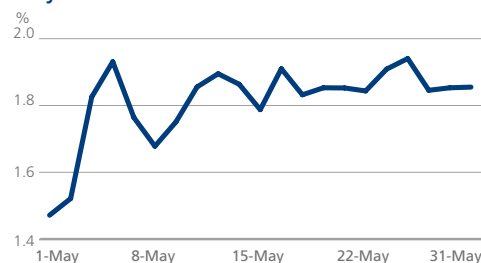
#### France Ten-Year Mid Yield



#### Spain Ten-Year Mid Yield



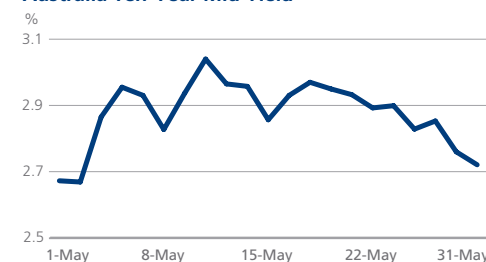
#### Italy Ten-Year Mid Yield



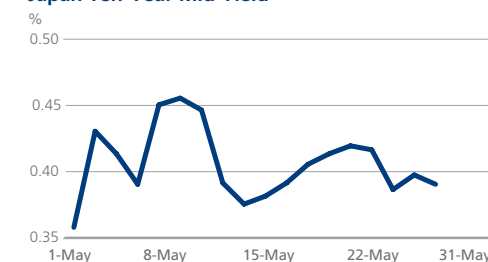
### ASIA PACIFIC

	Ten-Year Benchmark Government Bond Data								
	Month-end yield (%)	Change on previous month (bps)	Spread vs German Bund (bps)	Yield low - current month (%)	Yield high - current month (%)	36-month yield low (%)	36-month yield low date	36-month yield high (%)	36-month yield high date
Australia	2.72	6.72	222.78	2.67	3.04	2.27	14/04/15	4.32	09/01/14
Japan	0.39	6.50	-10.25	0.36	0.46	0.20	19/01/15	0.93	29/05/13

#### Australia Ten-Year Mid Yield



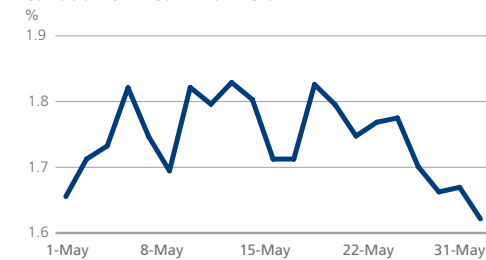
#### Japan Ten-Year Mid Yield



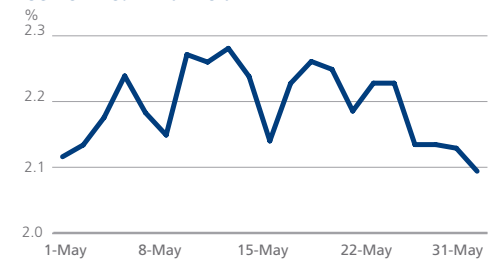
### AMERICAS

	Ten-Year Benchmark Government Bond Data								
	Month-end yield (%)	Change on previous month (bps)	Spread vs German Bund (bps)	Yield low - current month (%)	Yield high - current month (%)	36-month yield low (%)	36-month yield low date	36-month yield high (%)	36-month yield high date
Canada	1.62	4.10	112.85	1.62	1.83	1.24	02/02/15	2.81	10/09/13
United States	2.09	5.10	160.10	2.09	2.28	1.40	24/07/12	3.01	01/01/14

#### Canada Ten-Year Mid Yield



#### US Ten-Year Mid Yield



### ABOUT DATA SHEET

DataSheet is a monthly report that aggregates ten-year benchmark government bond data. All yields cited are mid-yields. Source: Tradeweb, 1 June 2015

### FIND OUT MORE

**Louise Collins**

louise.collins@tradeweb.com  
+44 (0)20 7776.0943

**Angeliki Kallipoliti**

angeliki.kallipoliti@tradeweb.com  
+44 (0)20 7776.0958