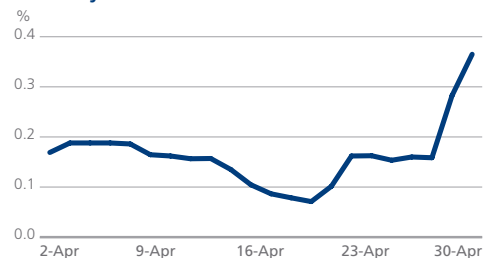


Tradeweb Government Bond Report - April 2015

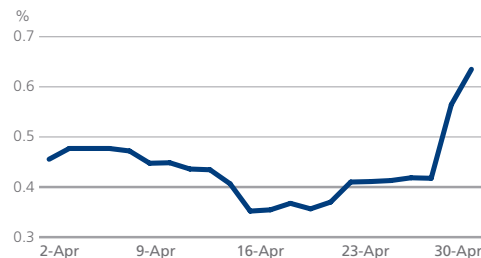
EUROPE

	Ten-Year Benchmark Government Bond Data								
	Month-end yield (%)	Change on previous month (bps)	Spread vs German Bund (bps)	Yield low - current month (%)	Yield high - current month (%)	36-month yield low (%)	36-month yield low date	36-month yield high (%)	36-month yield high date
Austria	0.47	15.10	10.65	0.19	0.47	0.19	20/04/15	2.66	01/05/12
Belgium	0.64	18.80	27.00	0.34	0.64	0.34	15/04/15	3.44	18/05/12
Denmark	0.46	19.55	9.90	0.17	0.46	0.06	12/02/15	2.23	10/09/13
Finland	0.46	20.05	9.15	0.19	0.46	0.19	20/04/15	2.31	10/09/13
France	0.64	15.85	27.00	0.35	0.64	0.35	15/04/15	2.96	02/05/12
Germany	0.37	18.10		0.07	0.37	0.07	20/04/15	2.04	05/09/13
Greece	10.48	-96.90	1011.20	10.48	13.41	5.51	05/09/14	29.69	01/06/12
Ireland	0.91	16.70	54.85	0.65	0.91	0.65	15/04/15	7.30	21/05/12
Italy	1.48	23.10	111.10	1.19	1.48	1.13	11/03/15	6.54	24/07/12
Netherlands	0.50	23.45	13.40	0.15	0.50	0.15	20/04/15	2.50	26/12/13
Portugal	2.08	40.25	171.75	1.60	2.12	1.54	16/03/15	12.18	24/05/12
Spain	1.46	25.35	109.60	1.18	1.47	1.08	11/03/15	7.56	24/07/12
Sweden	0.50	8.15	13.15	0.23	0.50	0.23	17/04/15	2.73	05/09/13
United Kingdom	1.84	27.80	147.70	1.51	1.84	1.34	30/01/15	3.07	27/12/13

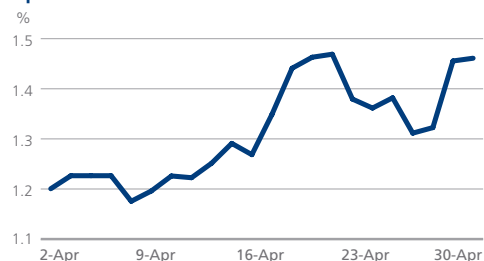
Germany Ten-Year Mid Yield



France Ten-Year Mid Yield



Spain Ten-Year Mid Yield



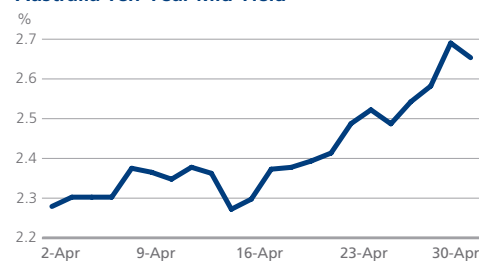
Italy Ten-Year Mid Yield



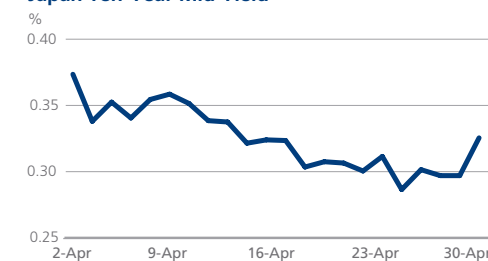
ASIA PACIFIC

	Ten-Year Benchmark Government Bond Data								
	Month-end yield (%)	Change on previous month (bps)	Spread vs German Bund (bps)	Yield low - current month (%)	Yield high - current month (%)	36-month yield low (%)	36-month yield low date	36-month yield high (%)	36-month yield high date
Australia	2.65	33.42	237.10	2.27	2.69	2.27	14/04/15	4.32	09/01/14
Japan	0.33	-6.90	-3.95	0.29	0.37	0.20	19/01/15	0.93	29/05/13

Australia Ten-Year Mid Yield



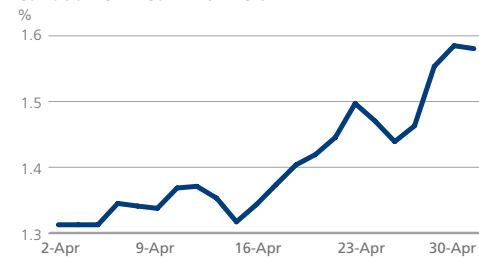
Japan Ten-Year Mid Yield



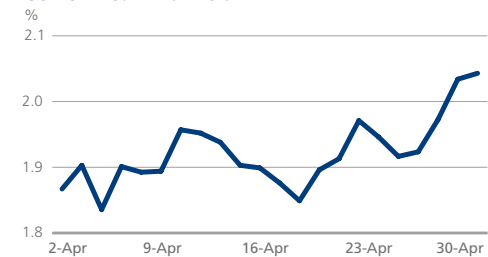
AMERICAS

	Ten-Year Benchmark Government Bond Data								
	Month-end yield (%)	Change on previous month (bps)	Spread vs German Bund (bps)	Yield low - current month (%)	Yield high - current month (%)	36-month yield low (%)	36-month yield low date	36-month yield high (%)	36-month yield high date
Canada	1.58	22.30	121.55	1.31	1.59	1.24	02/02/15	2.81	10/09/13
United States	2.04	11.10	167.80	1.84	2.04	1.40	24/07/12	3.01	01/01/14

Canada Ten-Year Mid Yield



US Ten-Year Mid Yield



ABOUT DATA SHEET

DataSheet is a monthly report that aggregates ten-year benchmark government bond data. All yields cited are mid-yields. Source: Tradeweb, 1 May 2015

FIND OUT MORE

Louise Collins

louise.collins@tradeweb.com
+44 (0)20 7776.0943

Angeliki Kallipoliti

angeliki.kallipoliti@tradeweb.com
+44 (0)20 7776.0958