

Tokyo Grain Exchange Inc.

Monthly Report for January

1-Feb-13

MONTHLY TRADING VOLUME

(Unit: contracts)

FUTURES	January-13	January-12	CHANGE(%)	December-12	CHANGE(%)
RICE	3,893	8,812	-56.5%	2,698	44.3%
CORN	41,727	41,536	20.4%	36,805	13.4%
SOYBEANS	23,926	43,672	-28.0%	26,705	-10.4%
AZUKI (RED BEANS)	2,340	7,071	-72.2%	2,484	-5.8%
ARABICA COFFEE	178	532	-65.5%	88	102.3%
RAW SUGAR	3,831	2,938	7.3%	5,401	-29.1%
TOTAL	75,895	104,601	-15.6%	74,181	2.3%

OPEN INTEREST (MONTH-END)

(Unit: contracts)

FUTURES	31-Jan-13	31-Jan-12	CHANGE(%)	28-Dec-12	CHANGE(%)
RICE	2,473	5,195	-52.4%	1,067	131.8%
CORN	21,928	25,041	-12.4%	22,290	-1.6%
SOYBEANS	16,178	21,279	-24.0%	19,495	-17.0%
AZUKI (RED BEANS)	1,493	3,408	-56.2%	1,304	14.5%
ARABICA COFFEE	13	386	-96.6%	154	-91.6%
RAW SUGAR	393	2,123	-81.5%	3,942	-90.0%
TOTAL	42,478	57,541	-26.2%	48,252	-12.0%

AVERAGE DAILY VOLUME

(Unit: contracts)

FUTURES	AVERAGE
RICE	205
CORN	2,196
SOYBEANS	1,259
AZUKI (RED BEANS)	123
ARABICA COFFEE	9
RAW SUGAR	202
TOTAL	3,994

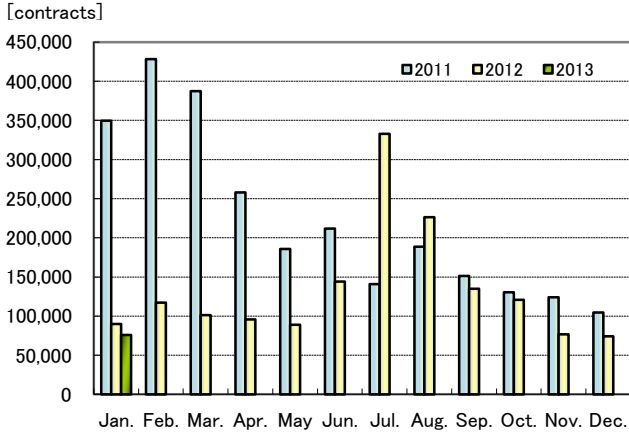
(Unit: contracts)

FUTURES	DELIVERIES
RICE	2
CORN	-
SOYBEANS	-
AZUKI (RED BEANS)	5
ARABICA COFFEE	-
RAW SUGAR	-
TOTAL	7

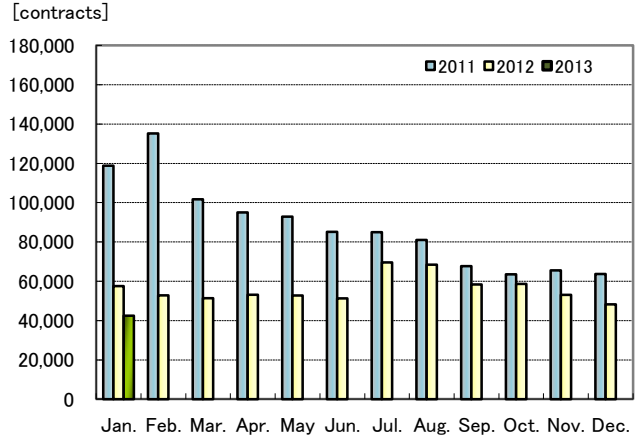
LARGEST DAILY VOLUME	8,884	2013/1/7
LOWEST DAILY VOLUME	2,443	2013/1/25
Trading Days	19	

Tokyo Grain Exchange Inc.

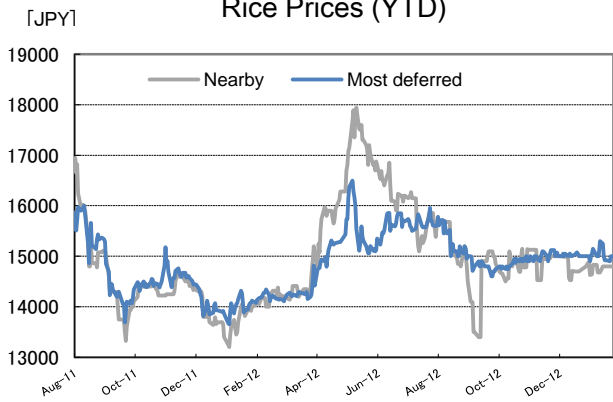
Monthly Volume



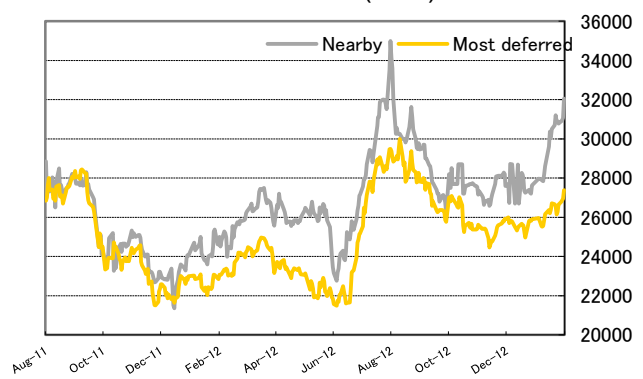
End of Month Open Interest



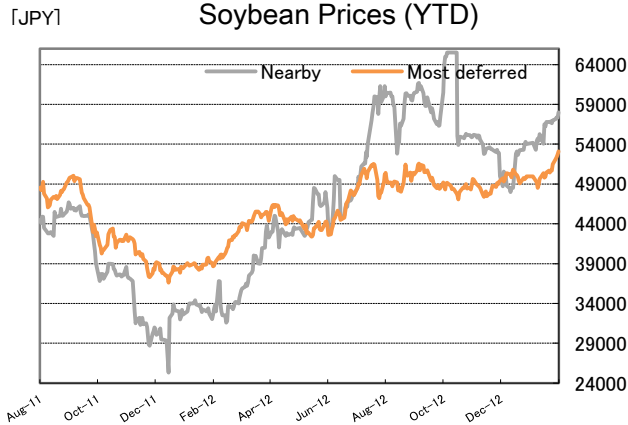
Rice Prices (YTD)



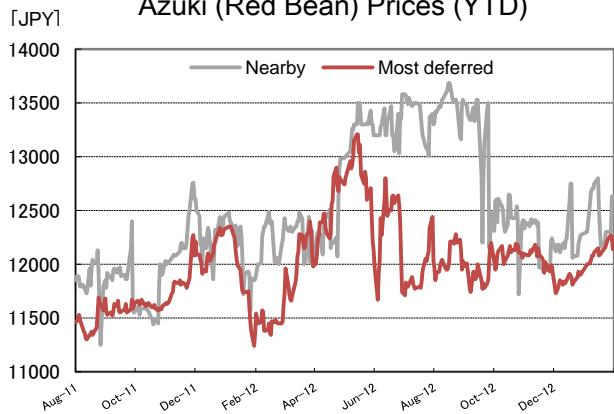
Corn Prices (YTD)



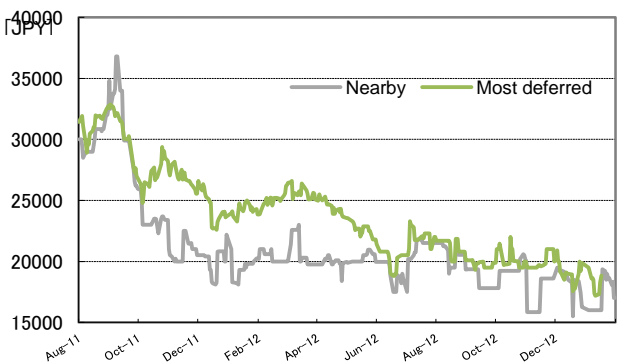
Soybean Prices (YTD)



Azuki (Red Bean) Prices (YTD)



Arabica Coffee Prices (YTD)



Raw Sugar Prices (YTD)

