

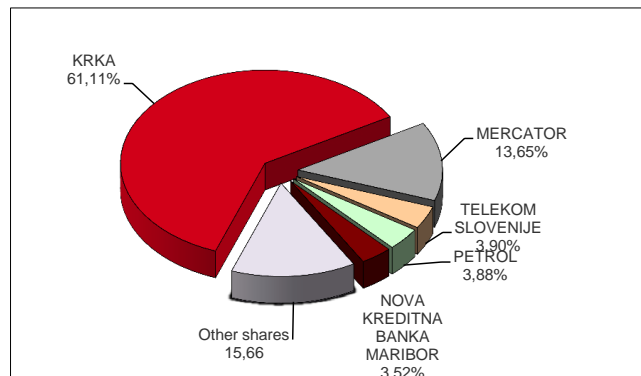
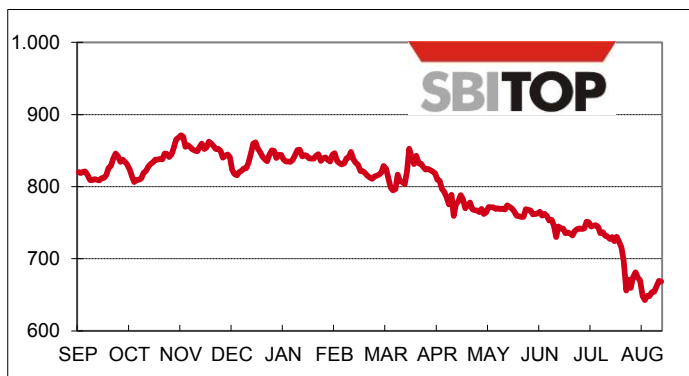
Monthly report - August 2011



LIUBLJANA STOCK EXCHANGE

Slovene blue-chip index (SBITOP) performance

Shares by turnover



PRIME MARKET

	Price in EUR (31 Aug 2011)	Monthly change	Turnover in EUR 000	Number of trades	Market capitalisation in EUR 000 (31 Aug 2011)
KRKA	56.90	-5.81% ▼	22,982	2,985	2,015,746
MERCATOR	154.00	-2.53% ▼	5,131	363	579,866
TELEKOM SLOVENIJE	72.90	-1.55% ▼	1,466	386	476,436
PETROL	176.00	-16.23% ▼	1,461	565	367,189
NOVA KREDITNA BANKA MARIBOR	5.420	-13.95% ▼	1,325	584	212,046
GORENJE	7.200	-17.24% ▼	816	732	114,530
LUKA KOPER	10.500	-17.06% ▼	377	275	147,000
INTEREUROPA	1.550	-18.42% ▼	18	96	12,249
Total			33,577	5,986	3,925,062

TRADING SUMMARY

	Turnover in EUR 000	Number of trades	Market capitalisation in EUR 000 (31 Aug 2011)	Number of issues (31 Aug 2011)
EQUITY MARKET	37,605	7,906	5,675,422	72
FUND MARKET	197	285	21,990	1
BOND MARKET	3,401	210	15,119,344	76
Total	41,203	8,401	20,816,755	149

TURNOVER BY MEMBERS

Member	Turnover in EUR	Share
Alta Invest	13,682	16.60%
ILIRIKA	8,869	10.76%
UNICREDIT BANK	6,927	8.41%
KBC SECURITIES N.V.	6,364	7.72%
NOVA KBM	4,988	6.05%
OTHERS	41,577	50.45%
Total (27)	82,406	100.00%

WEBCAST SEPTEMBER 13, 2011

GORENJE, ZAVAROVALNICA TRIGLAV,
NOVA KBM, SAVA RE, MERCATOR, PETROL



cee stock exchange group

PRIME AND STANDARD MARKET SHARES - TOP GAINERS / DECLINERS

Issuer	Trading code	Price in EUR (31 Aug 2011)	Monthly change	Change since 31 Dec 2010	Change since 31 Aug 2010	Market
Gainers						
KOMPAS MTS	MTSG	7.501	25.02% ▲	-1.95% ▼	-11.75% ▼	Standard market
ISKRA AVTOELEKTRIKA	IALG	19.500	8.33% ▲	-2.50% ▼	30.00% ▲	Standard market
Decliners						
PROBANKA	PRBP	12.800	-35.97% ▼	-47.33% ▼	-50.75% ▼	Standard market
SAVA	SAVA	31.100	-25.95% ▼	-65.25% ▼	-81.13% ▼	Standard market
INTEREUROPA	IEKG	1.550	-18.42% ▼	-60.26% ▼	-59.21% ▼	Prime market
GORENJE	GRVG	7.200	-17.24% ▼	-46.63% ▼	-43.04% ▼	Prime market
LUKA KOPER	LKPG	10.500	-17.06% ▼	-40.98% ▼	-34.09% ▼	Prime market

MOST TRADED SECURITIES

	Trading code	Price in EUR (31 Aug 2011)	Turnover in EUR 000	Number of trades	Market capitalisation in EUR 000 (31 Aug 2011)	Market
Shares						
KRKA	KRKG	56.90	22,982	2,985	2,015,746	Prime market
MERCATOR	MELR	154.00	5,131	363	579,866	Prime market
TELEKOM SLOVENIJE	TLSG	72.90	1,466	386	476,436	Prime market
Funds						
PROBANKA GLOBALNI NALOŽBENI SKLAD	PBGS	0.623	197	285	21,990	Fund market
Bonds						
SLOVENSKA ODŠKODNINSKA DRUŽBA 2 nd ISSUE	SOS2E	104.30	2,802	143	534,829	Bond market
ZAVAROVALNICA TRIGLAV 2 nd ISSUE	ZT02	101.00	387	4	30,300	Bond market
REPUBLIKA SLOVENIJA 50 th ISSUE	RS50	99.13	41	2	48,105	Bond market

PRIME AND STANDARD MARKET RATIOS

	Trading code	Price-to-earnings ratio (P/E)	Dividend yield	Price-to-book ratio (P/B)	Turnover ratio	Beta
Prime market						
GORENJE	GRVG	5.03		0.26	0.10	0.73
INTEREUROPA	IEKG			0.09	0.04	0.70
KRKA	KRKG	11.24	2.46%	1.87	0.09	0.70
LUKA KOPER	LKPG			0.60	0.04	0.64
MERCATOR	MELR	18.86	5.19%	0.72	0.09	1.27
NOVA KBM	KBMR	13.08	1.48%	0.36	0.07	1.17
PETROL	PETG	11.03	4.26%	0.99	0.06	1.22
TELEKOM SLOVENIJE	TLSG		4.66%	0.59	0.04	0.86
Kazalniki prve kotacije		331.07	3.05%	0.94	0.08	
Standardna kotacija						
ABANKA VIPA	ABKN	64.60	0.67%	0.54	0.00	0.07
AERODROM LJUBLJANA	AELG	12.44	3.07%	0.44	0.06	0.57
DELO PRODAJA	DPRG	516.23	0.81%	0.43	0.01	-0.14
ETOL	ETOG		1.83%	0.55	0.01	-0.08
ISKRA AVTOELEKTRIKA	IALG	6.63	2.56%	0.85	0.01	-0.04
ISTRABENZ	ITBG				0.01	-0.41
KOMPAS MTS	MTSG	5.21	9.07%	0.11	0.00	-0.08
MLINOTEST	MAJG	8.89		0.34	0.00	0.01
NIKA	NIKN			1.20	0.00	0.00
PIVOVARNA LAŠKO	PILR			0.87	0.01	0.32
POZAVAROVALNICA SAVA	POSR	7.86		0.42	0.06	0.83
SALUS	SALR	6.12	11.32%	0.65	0.08	0.28
SAVA	SAVA			0.19	0.04	0.15
TERME ČATEŽ	TCRG	35.50	3.07%	0.92	0.00	-0.01
UNIOR	UKIG			0.48	0.00	0.00
ZAVAROVALNICA TRIGLAV	ZVTG	10.68	3.05%	0.63	0.06	0.33
ŽITO	ZTOG	13.37	4.46%	0.50	0.03	-0.08
Kazalniki standardne kotacije			1.98%	0.52	0.03	

Calculated on the basis of audited consolidated financial statements for 2010.

Market averages are calculated by market capitalisation weighting (illiquid companies excluded).

P / E = price / earnings per share

Dividend yield = last confirmed dividend / price

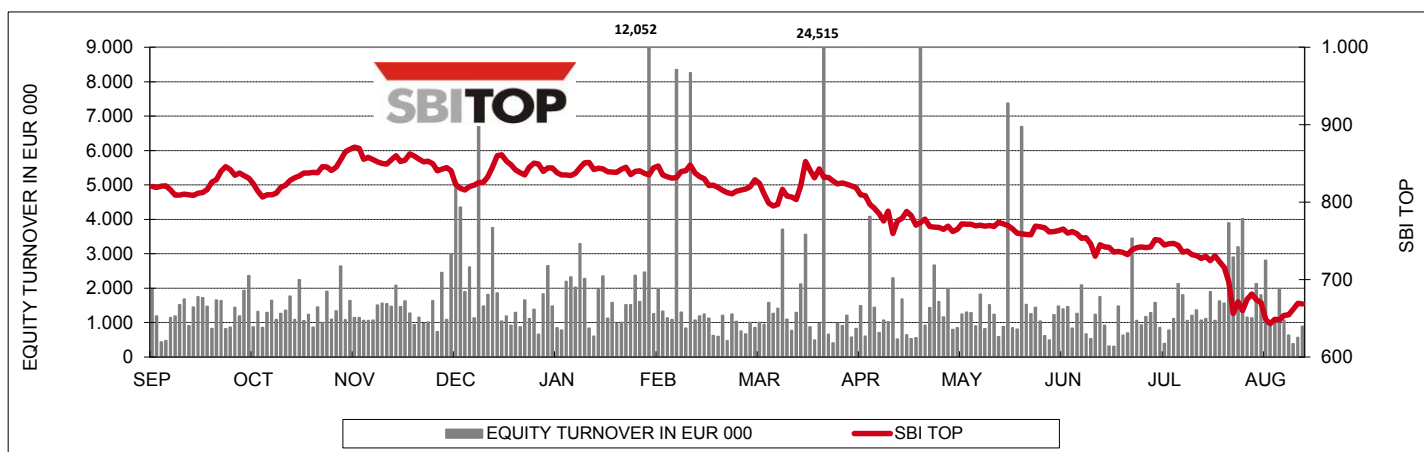
P / B = price / book value of share (own shares excluded)

Ratios for Aerodrom Ljubljana are based on all issued shares (ordinary and preferred)

Turnover ratio = yearly turnover / average market capitalisation (current month, before 6 and before 12 months).

The systematic risk indicator "Beta" is calculated using 12-month daily data and with correlation to SBITOP.

SLOVENE BLUE-CHIP INDEX - SBI TOP



Value on 31 Aug 2011

668.49

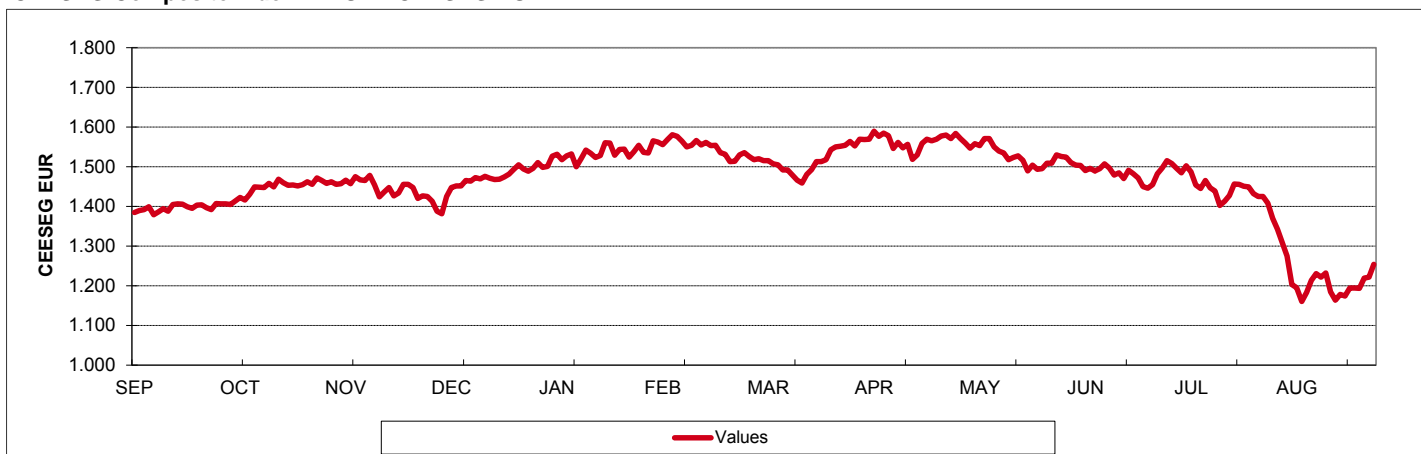
Change in August 2011	-58.81
Max. value in August 2011 (3 Aug 2011)	730.57
Min. value in August 2011 (22 Aug 2011)	642.79

Monthly change	-8.09% ▼
Change from 31 Dec 2010	-21.39% ▼
Change from 31 Aug 2010	-18.32% ▼

SBITOP constituents:

		Weight as of 31 Aug 2011	Price in EUR (31 Aug 2011)
KRKA	KRKG	32.06%	56.90
PETROL	PETG	18.93%	176.00
MERCATOR	MELR	25.62%	154.00
TELEKOM SLOVENIJE	TLSG	10.52%	72.90
NOVA KREDITNA BANKA MARIBOR	KBMR	7.81%	5.420
GORENJE	GRVG	5.06%	7.200

CEESEG Composite Index in EUR - CEESEG EUR



CEESEG is a trademark of WBAG.

Value on 31 Aug 2011

1,253.94

Change in August 2011	-171.39
Max. value in August 2011 (1 Aug 2011)	1,408.00
Min. value in August 2011 (10 Aug 2011)	1,160.46

Monthly change	-12.02% ▼
Change from 31 Dec 2010	-16.46% ▼
Change from 31 Aug 2010	-7.50% ▼

CEESEG EUR constituents: 50 shares,
represent first 15:

		Weight as of 31 Aug 2011	Price in EUR (31 Aug 2011)
CEZ		10.56%	32.75
ERSTE GROUP BANK AG		8.80%	25.35
OMV AG		7.66%	27.50
MOL		6.86%	64.28
OTP BANK		5.82%	15.26
VOESTALPINE AG		5.41%	26.84
TELEKOM AUSTRIA AG		4.66%	7.73
ANDRITZ AG		4.58%	64.62
IMMOFINANZ AG		3.98%	2.49
TELEFONICA O2 CR		3.90%	17.78
KOMERCNI BANKA		3.79%	146.34
VIENNA INSURANCE GROUP AG		3.53%	32.44
VERBUND AG KAT. A		3.11%	26.80
RAIFFEISEN BANK INTERNATIONAL AG		2.89%	28.96
RICHTER GEDEON		2.86%	128.63

MONTHLY TURNOVER BY MARKET IN EUR 000

Year 2010	Equity Market			Fund Market					TOTAL	MoM Index
	Prime Market	Standard Market	Entry Market	Closed-end Fund Market	Plus Market	General Market	Bond Market	Average daily turnover		
August	19,838	2,350	725	675		373	13,171	1,688	37,132	119
September	20,200	8,039	1,330	1,288		648	8,906	1,837	40,411	109
October	22,646	3,994	1,770	964		496	3,815	1,604	33,685	83
November	23,257	4,414	825	1,728		439	2,070	1,559	32,734	97
December	38,090	5,961	1,488	2,163		409	4,426	2,627	52,537	160
Total 2010	288,010	57,592	15,190	16,423	58	6,365	108,903	1,962	492,540	
Year 2011	Prime Market	Standard Market	Entry Market	Closed-end Fund Market	Plus Market	General Market	Bond Market	Average daily turnover	TOTAL	MoM Index
January	31,183	1,706	878	1,279		506	12,863	2,305	48,415	92
February	39,980	8,823	1,040	4,374		639	5,485	3,176	60,341	125
March	40,758	2,266	9,769	3,690		467	6,770	2,770	63,721	106
April	18,973	1,232	882	681		292	3,485	1,419	25,545	40
May	30,068	1,678	1,264	958		531	4,360	1,850	38,859	152
June	34,195	1,370	1,321	870		405	3,652	1,901	41,813	108
July	22,626	1,433	544	484		153	1,999	1,297	27,239	65
August	33,577	1,004	3,024			197	3,401	1,873	41,203	151
Total 2011	251,360	19,513	18,722	12,335		3,191	42,013	2,079	347,135	

MARKET CAPITALISATION BY MARKET IN EUR 000

Date	Equity Market			Fund Market					TOTAL (equity)	MoM Index
	Prime Market	Standard Market	Entry Market	Closed-end Fund Market	Plus Market	General Market	Bond Market			
August 31, 2010	4,674,701	1,616,548		830,999	189,153		115,085	13,162,054	7,122,248	100
September 30, 2010	4,659,247	1,638,912		801,306	183,807		115,348	13,239,142	7,099,465	100
October 31, 2010	4,782,240	1,591,543		812,262	184,221		112,049	13,226,412	7,186,045	101
November 30, 2010	4,714,173	1,510,616		740,870	180,161		110,499	13,240,243	6,965,660	97
December 31, 2010	4,713,896	1,498,485		815,511	158,553		106,778	13,192,764	7,027,892	101
January 31, 2011	4,666,239	1,416,542		664,394	161,894		106,135	14,359,327	6,747,176	96
February 28, 2011	4,528,270	1,369,456		656,792	165,078		105,103	14,181,886	6,554,518	97
March 31, 2011	4,518,339	1,314,303		747,604	163,454		100,850	15,703,554	6,580,246	100
April 30, 2011	4,332,335	1,206,422		709,128	96,509		95,601	15,348,974	6,247,884	95
May 31, 2011	4,406,180	1,129,133		736,039	102,290		95,516	15,210,868	6,271,352	100
June 30, 2011	4,259,161	1,102,639		732,192	96,348		92,213	15,235,506	6,093,991	97
July 31, 2011	4,234,383	1,093,268		727,356	101,166		26,189	15,185,852	6,055,007	99
August 31, 2011	3,925,062	1,065,387		684,973			21,990	15,119,344	5,675,422	94

NEWS AND EVENTS

- In August 2011, there was an increase in average consumer prices MoM by 0.3 per cent, while price growth for the entire year has been 0.9 per cent.
- On 31st August 2011, the ECB euro foreign exchange reference rate against the dollar was 1 EUR = USD 1.4450. In the past month, the euro rose by 1.3 per cent against the dollar, while it appreciated by 14.0 per cent against the dollar during the past 12-month period.

MEMBERS LIST

Member	Tel. No.	Member	Tel. No.
Abanka Vipava, d. d., Ljubljana	+386 1 471 81 88	Iliirika borzno posredniška hiša, d. d., Ljubljana	+386 1 300 22 60
ALTA Invest, d. d., Ljubljana	+386 1 320 03 90	KBC Securities NV, Brussels *	+32 2 429 13 04
Argonos BPH, d.o.o., Ljubljana	+386 1 470 48 05	KD banka, d. d., Ljubljana	+386 59 22 00 31
Banka Koper, d. d., Koper	+386 5 666 13 18	Moja delnica BPH, d. d., Ljubljana	+386 1 433 11 55
BKS BANK AG, Bančna podružnica, Ljubljana	+386 1 589 09 26	Nova Kreditna banka Maribor, d. d., Maribor	+386 2 229 27 38
Certius BPH, d.o.o., Ljubljana	+386 1 540 42 04	Nova Ljubljanska banka, d. d., Ljubljana	+386 1 476 52 07
Deželna banka Slovenije, d. d., Ljubljana	+386 1 472 72 68	Perspektiva, borzno posredniška družba, d. d., Ljubljana	+386 1 568 82 25
ecetra Central European e-Finance AG (brokerjet) *	+386 1 583 22 95	Primorski finančni center Interfin, d.o.o., Koper	+386 5 663 31 00
Erste Group Bank AG, Vienna *	+43 50 100 83118	Probanka, d. d., Maribor	+386 2 252 05 58
Factor banka, d. d., Ljubljana	+386 1 230 66 14	Raiffeisen Banka, d. d., Maribor	+386 2 229 31 19
GBD Gorenjska borzno posredniška družba, d. d., Kranj	+386 4 280 10 18	Raiffeisen Centrobank AG, Vienna *	+43 51520 5457
Gorenjska banka, d. d., Kranj	+386 4 208 43 28	SKB banka, d. d., Ljubljana	+386 1 471 50 82
Hypo Alpe-Adria-Bank, d. d., Ljubljana	+386 1 580 42 76	UniCredit Banka, d. d., Ljubljana	+386 1 587 64 30
		WOOD & Company Financial Services, a.s. *	+420 222 096 287

* Remote members of LJSE