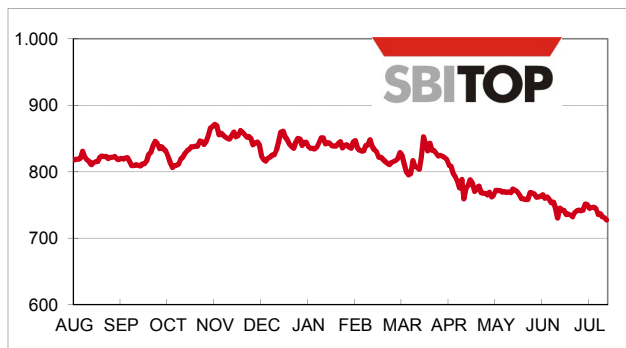


Monthly report - July 2011

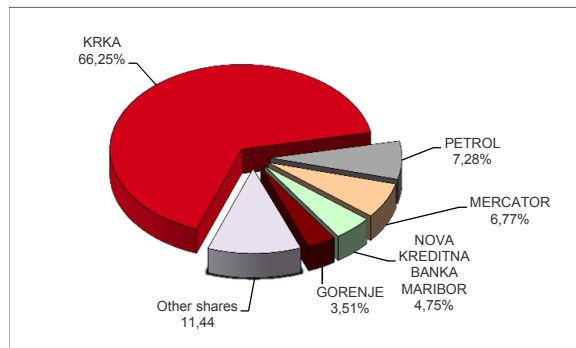


LJUBLJANA STOCK EXCHANGE

Slovene blue-chip index (SBITOP) performance



Shares by turnover



PRIME MARKET

	Price in EUR (31 Jul 2011)	Monthly change	Turnover in EUR 000	Number of trades	Market capitalisation in EUR 000 (31 Jul 2011)
KRKA	60.41	0.68% ▲	16,299	1,891	2,140,092
PETROL	210.10	-6.62% ▼	1,791	353	438,332
MERCATOR	158.00	-1.62% ▼	1,665	295	594,927
NOVA KREDITNA BANKA MARIBOR	6.299	-7.23% ▼	1,168	344	246,436
GORENJE	8.700	-4.92% ▼	864	393	138,390
TELEKOM SLOVENIJE	74.05	5.79% ▲	722	250	483,952
LUKA KOPER	12.660	0.48%	102	116	177,240
INTEREUROPA	1.900	4.40% ▲	15	54	15,015
Total			22,626	3,696	4,234,383

TRADING SUMMARY

	Turnover in EUR 000	Number of trades	Market capitalisation in EUR 000 (31 Jul 2011)	Number of issues (31 Jul 2011)
EQUITY MARKET	24,602	5,638	6,055,007	72
FUND MARKET	153	222	26,189	1
CLOSED-END FUND MARKET	484	614	101,166	1
BOND MARKET	1,999	184	15,185,852	77
Total	27,239	6,658	21,368,214	151

TURNOVER BY MEMBERS

Member	Turnover in EUR 000	Share
KBC SECURITIES	10,710	19.66%
UNICREDIT BANK	5,363	9.84%
Alta Invest	5,322	9.77%
KD BANKA	4,972	9.13%
PERSPEKTIVA BPD	4,100	7.53%
OTHERS	24,011	44.07%
Total (27)	54,477	100.00%

INVESTMENT POINT OF SLOVENIA

BORZA
LJUBLJANA STOCK EXCHANGE

Contact Contents SLO

WHAT'S NEW MARKET DATA PRODUCTS & SERVICES FOR ISSUERS MEMBERS ABOUT THE LJSE

More info at www.ljse.si

PRIME AND STANDARD MARKET SHARES - TOP GAINERS / DECLINERS

Issuer	Trading code	Price in EUR (31 Jul 2011)	Monthly change	Change since 31 Dec 2010	Change since 31 Jul 2010	Market
Gainers						
PIVOVARNA LAŠKO	PILR	13.650	64.44% ▲	-14.61% ▼	-22.00% ▼	Standard market
ISTRABENZ	ITBG	3.010	11.48% ▲	-53.69% ▼	-57.00% ▼	Standard market
AERODROM LJUBLJANA	AELG	15.890	9.59% ▲	-15.48% ▼	-33.87% ▼	Standard market
ISKRA AVTOELEKTRIKA	IALG	18.000	7.14% ▲	-10.00% ▼	-21.33% ▼	Standard market
TELEKOM SLOVENIJE	TLSG	74.05	5.79% ▲	-13.90% ▼	-19.51% ▼	Prime market
Decliners						
ABANKA	ABKN	30.000	-19.35% ▼	-38.14% ▼	-31.48% ▼	Standard market
MLINOTEST	MAJG	4.000	-9.91% ▼	-27.27% ▼	-23.66% ▼	Standard market
NOVA KREDITNA BANKA MARIBOR	KBMR	6.299	-7.23% ▼	-38.25% ▼	-38.25% ▼	Prime market
ŽITO	ZTOG	105.00	-6.67% ▼	12.78% ▲	26.51% ▲	Standard market
SALUS	SALR	280.00	-6.67% ▼	-31.71% ▼	-34.88% ▼	Standard market

MOST TRADED SECURITIES

	Trading code	Price in EUR (31 Jul 2011)	Turnover in EUR 000	Number of trades	Market capitalisation in EUR 000 (31 Jul 2011)	Market
Shares						
KRKA	KRKG	60.41	16,299	1,891	2,140,092	Prime market
PETROL	PETG	210.10	1,791	353	438,332	Prime market
MERCATOR	MELR	158.000	1,665	295	594,927	Prime market
Funds						
NFD 1 DELNIŠKI INVESTICIJSKI SKLAD	NF1N	0.630	484	614	101,166	Fund market
PROBANKA GLOBALNI NALOŽBENI SKLAD	PBGS	0.701	131	174	26,189	Fund market
INFOND GLOBAL	INDGL		17	25	excluded	Fund market
Bonds						
SLOVENSKA ODŠKODNINSKA DRUŽBA 2 nd ISSUE	SOS2E	104.25	898	122	534,128	Bond market
REPUBLIKA SLOVENIJA 21 st ISSUE	RS21		310	18	25,617	Bond market
BANKA CELJE 15 th ISSUE	BCE15	-	301	1	34,150	Bond market

PRIME AND STANDARD MARKET RATIOS

	Trading code	Price-to-earnings ratio (P/E)	Dividend yield	Price-to-book ratio (P/B)	Turnover ratio	Beta
Prime market						
GORENJE	GRVG	6.07		0.31	0.10	0.41
INTEREUROPA	IEKG			0.11	0.04	0.31
KRKA	KRKG	11.93	2.32%	1.98	0.09	0.50
LUKA KOPER	LKPG			0.73	0.04	0.40
MERCATOR	MELR	19.35	5.06%	0.74	0.09	1.63
NOVA KBM	KBMR	15.20	1.27%	0.41	0.07	1.12
PETROL	PETG	13.16	3.57%	1.18	0.06	1.18
TELEKOM SLOVENIJE	TLSG		4.05%	0.60	0.04	0.91
Kazalniki prve kotacije		357.16	2.76%	1.01	0.08	
Standardna kotacija						
ABANKA VIPA	ABKN	72.08	0.60%	0.60	0.00	0.15
AERODROM LJUBLJANA	AELG	14.11	2.71%	0.50	0.06	0.38
DELO PRODAJA	DPRG	516.23	0.81%	0.43	0.01	-0.20
ETOL	ETOG		1.69%	0.59	0.01	-0.15
ISKRA AVTOELEKTRIKA	IALG	6.12	2.78%	0.79	0.01	-0.07
ISTRABENZ	ITBG				0.01	-0.88
KOMPAS MTS	MTSG	4.17		0.09	0.00	-0.03
MLINOTEST	MAJG	9.36		0.36	0.00	0.09
NIKA	NIKN			1.20	0.00	0.00
PIVOVARNA LAŠKO	PILR			0.98	0.01	0.45
POZAVAROVALNICA SAVA	POSR	8.42		0.45	0.06	0.31
SALUS	SALR	6.47	10.71%	0.69	0.08	0.18
SAVA	SAVA			0.26	0.04	0.00
TERME ČATEŽ	TCRG	35.50	3.07%	0.92	0.00	-0.02
ZAVAROVALNICA TRIGLAV	ZVTG	11.50	2.84%	0.68	0.06	0.26
ŽITO	ZTOG	14.55	4.10%	0.54	0.03	-0.06
Kazalniki standardne kotacije			1.89%	0.57	0.03	

Calculated on the basis of audited consolidated financial statements for 2010.

Market averages are calculated by market capitalisation weighting (illiquid companies excluded).

P / E = price / earnings per share

Dividend yield = last confirmed dividend / price

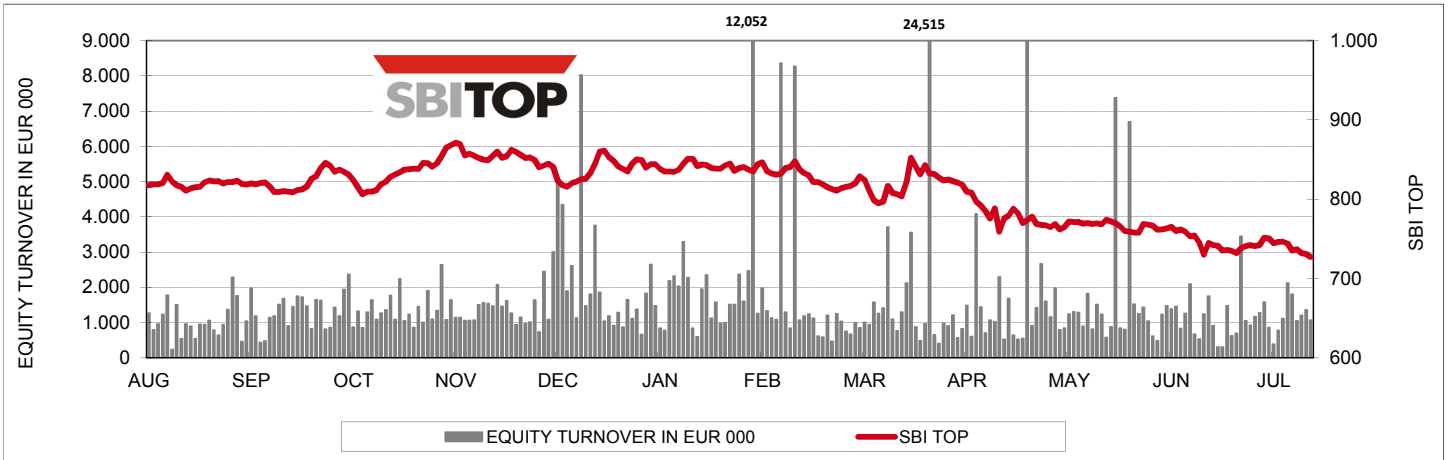
P / B = price / book value of share (own shares excluded)

Ratios for Aerodrom Ljubljana are based on all issued shares (ordinary and preferred)

Turnover ratio = yearly turnover / average market capitalisation (current month, before 6 and before 12 months).

The systematic risk indicator "Beta" is calculated using 12-month daily data and with correlation to SBITOP.

SLOVENE BLUE-CHIP INDEX - SBI TOP



Value on 31 Jul 2011

727.30

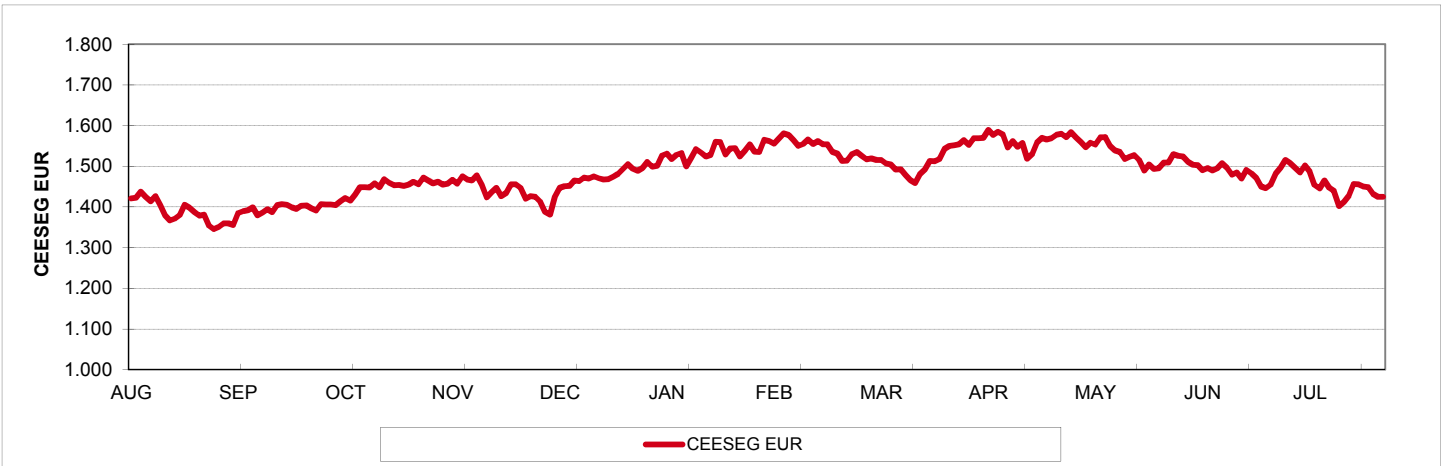
Change in July 2011	-14.99
Max. value in July 2011 (15 Jul 2011)	751.41
Min. value in July 2011 (29 Jul 2011)	727.30

Monthly change	-2.02% ▼
Change from 31 Dec 2010	-14.47% ▼
Change from 31 Jul 2010	-10.59% ▼

SBITOP constituents:

		Weight as of 31 Jul 2011	Price in EUR (31 Jul 2011)
KRKA	KRKG	31.29%	60.41
PETROL	PETG	20.77%	210.10
MERCATOR	MELR	24.16%	158.00
TELEKOM SLOVENIJE	TLSG	9.83%	74.05
NOVA KREDITNA BANKA MARIBOR	KBMR	8.34%	6.299
GORENJE	GRVG	5.62%	8.700

CEESEG Composite Index in EUR - CEESEG EUR



CEESEG is a trademark of WBAG.

Value on 31 Jul 2011

1,425.33

Change in July 2011	-71.20
Max. value in July 2011 (1 Jul 2011)	1,515.37
Min. value in July 2011 (18 Jul 2011)	1,402.47

Monthly change	-4.76% ▼
Change from 31 Dec 2010	-5.04% ▼
Change from 31 Jul 2010	2.77% ▲

CEESEG EUR constituents: 50 shares,
represent first 15:

		Weight as of 31 Jul 2011	Price in EUR (31 Jul 2011)
ERSTE GROUP BANK AG		10.20%	33.39
CEZ		10.20%	35.95
MOL		7.05%	75.02
OMV AG		6.82%	27.81
OTP BANK		6.79%	20.24
VOESTALPINE AG		6.40%	36.13
TELEKOM AUSTRIA AG		4.53%	8.53
ANDRITZ AG		4.22%	67.69
IMMOFINANZ AG		3.79%	2.69
VIENNA INSURANCE GROUP AG		3.55%	37.05
KOMERCNI BANKA		3.54%	155.34
TELEFONICA O2 CR		3.41%	17.69
RAIFFEISEN BANK INTERNATIONAL AG		3.07%	34.94
VERBUND AG KAT. A		2.90%	28.47
RICHTER GEDEON		2.72%	139.26

MONTHLY TURNOVER BY MARKET IN EUR 000

Year 2010	Equity Market			Fund Market					TOTAL	MoM Index
	Prime Market	Standard Market	Entry Market	Closed-end Fund Market	Plus Market	General Market	Bond Market	Average daily turnover		
July	15,090	1,857	952	1,292	18	530	11,569	1,423	31,309	73
August	19,838	2,350	725	675		373	13,171	1,688	37,132	119
September	20,200	8,039	1,330	1,288		648	8,906	1,837	40,411	109
October	22,646	3,994	1,770	964		496	3,815	1,604	33,685	83
November	23,257	4,414	825	1,728		439	2,070	1,559	32,734	97
December	38,090	5,961	1,488	2,163		409	4,426	2,627	52,537	160
Total 2010	288,010	57,592	15,190	16,423	58	6,365	108,903	1,962	492,540	
Year 2011	Prime Market	Standard Market	Entry Market	Closed-end Fund Market	Plus Market	General Market	Bond Market	Average daily turnover	TOTAL	MoM Index
January	31,183	1,706	878	1,279		506	12,863	2,305	48,415	92
February	39,980	8,823	1,040	4,374		639	5,485	3,176	60,341	125
March	40,758	2,266	9,769	3,690		467	6,770	2,770	63,721	106
April	18,973	1,232	882	681		292	3,485	1,419	25,545	40
May	30,068	1,678	1,264	958		531	4,360	1,850	38,859	152
June	34,195	1,370	1,321	870		405	3,652	1,901	41,813	108
July	22,626	1,433	544	484		153	1,999	1,297	27,239	65
Total 2011	217,783	18,509	15,698	12,335		2,994	38,613	2,110	305,932	

MARKET CAPITALISATION BY MARKET IN EUR 000

Date	Equity Market			Fund Market					TOTAL (equity)	MoM Index
	Prime Market	Standard Market	Entry Market	Closed-end Fund Market	Plus Market	General Market	Bond Market			
July 31, 2010	4,618,627	1,650,472	840,671	196,635	561	113,785	13,142,820	7,109,770	94	
August 31, 2010	4,674,701	1,616,548	830,999	189,153		115,085	13,162,054	7,122,248	100	
September 30, 2010	4,659,247	1,638,912	801,306	183,807		115,348	13,239,142	7,099,465	100	
October 31, 2010	4,782,240	1,591,543	812,262	184,221		112,049	13,226,412	7,186,045	101	
November 30, 2010	4,714,173	1,510,616	740,870	180,161		110,499	13,240,243	6,965,660	97	
December 31, 2010	4,713,896	1,498,485	815,511	158,553		106,778	13,192,764	7,027,892	101	
January 31, 2011	4,666,239	1,416,542	664,394	161,894		106,135	14,359,327	6,747,176	96	
February 28, 2011	4,528,270	1,369,456	656,792	165,078		105,103	14,181,886	6,554,518	97	
March 31, 2011	4,518,339	1,314,303	747,604	163,454		100,850	15,703,554	6,580,246	100	
April 30, 2011	4,332,335	1,206,422	709,128	96,509		95,601	15,348,974	6,247,884	95	
May 31, 2011	4,406,180	1,129,133	736,039	102,290		95,516	15,210,868	6,271,352	100	
June 30, 2011	4,259,161	1,102,639	732,192	96,348		92,213	15,235,506	6,093,991	97	
July 31, 2011	4,234,383	1,093,268	727,356	101,166		26,189	15,185,852	6,055,007	99	

NEWS AND EVENTS

- On 26th July 2011, WOOD & Company Financial Services, a.s., Prague, Czech Republic, was admitted to membership of the Ljubljana Stock Exchange.
- In July 2011, there was an decrease in average consumer prices MoM by 1.1 per cent, while price growth for the entire year has been 0.9 per cent.
- On 31st June 2011, the ECB euro foreign exchange reference rate against the dollar was 1 EUR = USD 1.4260. In the past month, the euro fell by 1.3 per cent against the dollar, while it appreciated by 9.5 per cent against the dollar during the past 12-month period.

MEMBERS LIST

Member	Tel. No.	Member	Tel. No.
Abanka Vipava, d. d., Ljubljana	+386 1 471 81 88	Ilirika borzno posredniška hiša, d. d., Ljubljana	+386 1 300 22 60
ALTA Invest, d. d., Ljubljana	+386 1 320 03 90	KBC Securities NV, Brussels *	+32 2 429 13 04
Argonos BPH, d.o.o., Ljubljana	+386 1 470 48 05	KD banka, d. d., Ljubljana	+386 59 22 00 31
Banka Koper, d. d., Koper	+386 5 666 13 18	Moja delnica BPH, d. d., Ljubljana	+386 1 433 11 55
BKS BANK AG, Bančna podružnica, Ljubljana	+386 1 589 09 26	Nova Kreditna banka Maribor, d.d., Maribor	+386 2 229 27 38
Certius BPH, d.o.o., Ljubljana	+386 1 540 42 04	Nova Ljubljanska banka, d. d., Ljubljana	+386 1 476 52 07
Deželna banka Slovenije, d. d., Ljubljana	+386 1 472 72 68	Perspektiva, borzno posredniška družba, d. d., Ljubljana	+386 1 568 82 25
ecetra Central European e-Finance AG (brokerjet) *	+386 1 583 22 95	Primorski finančni center Interfin, d.o.o., Koper	+386 5 663 31 00
Erste Group Bank AG, Vienna *	+43 50 100 83118	Probanka, d. d., Maribor	+386 2 252 05 58
Factor banka, d. d., Ljubljana	+386 1 230 66 14	Raiffeisen Banka, d. d., Maribor	+386 2 229 31 19
GBD Gorenjska borzno posredniška družba, d. d., Kranj	+386 4 280 10 18	Raiffeisen Centrobank AG, Vienna *	+43 51520 5457
Gorenjska banka, d. d., Kranj	+386 4 208 43 28	SKB banka, d. d., Ljubljana	+386 1 471 50 82
Hypo Alpe-Adria-Bank, d. d., Ljubljana	+386 1 580 42 76	UniCredit Banka, d. d., Ljubljana	+386 1 587 64 30
		WOOD & Company Financial Services, a.s. *	+420 222 096 287

* Remote members of LJSE