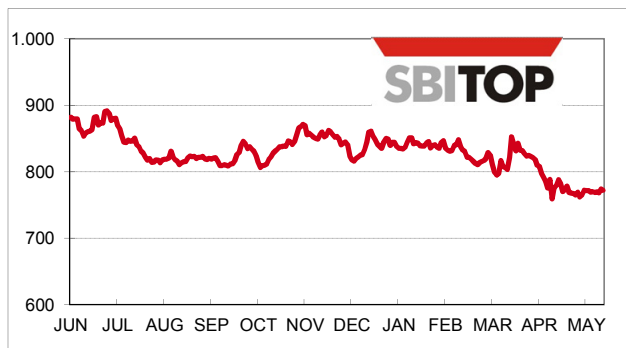


Monthly report - May 2011

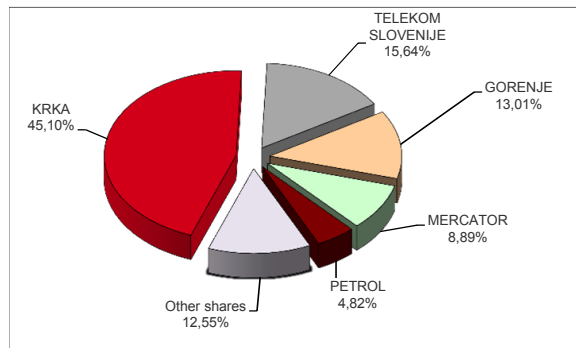


LJUBLJANA STOCK EXCHANGE

Slovene blue-chip index (SBITOP) performance



Shares by turnover



PRIME MARKET

	Price in EUR (31 May 2011)	Monthly change	Turnover in EUR 000	Number of trades	Market capitalisation in EUR 000 (31 May 2011)
KRKA	60.31	1.36% ▲	14,886	2,568	2,136,549
TELEKOM SLOVENIJE	75.90	1.20% ▲	5,163	423	496,043
GORENJE	10.38	-5.64% ▼	4,293	421	165,113
MERCATOR	166.50	-1.74% ▼	2,934	338	626,933
PETROL	225.85	-3.07% ▼	1,590	338	471,191
NOVA KREDITNA BANKA MARIBOR	7.82	-11.14% ▼	790	377	305,942
LUKA KOPER	13.50	0.00%	401	222	189,000
INTEREUROPA	1.95	-7.58% ▼	9	58	15,410
Total			30,068	4,745	4,406,180

TRADING SUMMARY

	Turnover in EUR 000	Number of trades	Market capitalisation in EUR 000 (31 May 2011)	Number of issues (31 May 2011)
EQUITY MARKET	33,010	7,036	6,271,352	72
FUND MARKET	531	574	95,516	4
CLOSED-END FUND MARKET	958	689	102,290	1
BOND MARKET	4,360	310	15,210,868	75
Total	38,859	8,609	21,680,026	152

TURNOVER BY MEMBERS

Member	Turnover in EUR 000	Share
Alta Invest	15,662	20.15%
KD BANKA	10,029	12.90%
UNICREDIT BANK	9,647	12.41%
GBD GORENJSKA BORZNOPOSREDNIŠKA DRUŽBA	7,002	9.01%
ABANKA VIPA	5,317	6.84%
OTHERS	30,061	38.68%
Total (26)	77,718	100.00%

[WHAT'S NEW](#)
[MARKET DATA](#)
[PRODUCTS & SERVICES](#)
[FOR ISSUERS](#)
[MEMBERS](#)
[ABOUT THE LJSE](#)

Contact Contents SLO

[More info at www.ljse.si](http://www.ljse.si)

PRIME AND STANDARD MARKET SHARES - TOP GAINERS / DECLINERS

Issuer	Trading code	Price in EUR (31 May 2011)	Monthly change	Change since 31 Dec 2010	Change since 31 May 2010	Market
Gainers						
ISKRA AVTOELEKTRIKA	IALG	15.990	14.21% ▲	-20.05% ▼	-36.55% ▼	Standard market
AERODROM LJUBLJANA	AELG	16.010	6.73% ▲	-14.84% ▼	-36.97% ▼	Standard market
ŽITO	ZTOG	106.00	4.95% ▲	13.86% ▲	24.71% ▲	Standard market
KRKA	KRKG	60.31	1.36% ▲	-4.19% ▼	-9.38% ▼	Prime market
TELEKOM SLOVENIJE	TLSG	75.90	1.20% ▲	-11.74% ▼	-23.01% ▼	Prime market
Decliners						
SAVA	SAVA	37.100	-33.15% ▼	-58.55% ▼	-77.68% ▼	Standard market
PIVOVARNA LAŠKO	PILR	8.301	-24.54% ▼	-48.07% ▼	-59.51% ▼	Standard market
ISTRABENZ	ITBG	3.510	-16.43% ▼	-46.00% ▼	-53.20% ▼	Standard market
ETOL	ETOG	69.00	-12.66% ▼	-35.51% ▼	-44.76% ▼	Standard market
NOVA KREDITNA BANKA MARIBOR	KBMR	7.820	-11.14% ▼	-23.33% ▼	-31.88% ▼	Prime market

MOST TRADED SECURITIES

	Trading code	Price in EUR (31 May 2011)	Turnover in EUR 000	Number of trades	Market capitalisation in EUR 000 (31 May 2011)	Market
Shares						
KRKA	KRKG	60.31	14,886	2,568	2,136,549	Prime market
TELEKOM SLOVENIJE	TLSG	75.90	5,163	423	496,043	Prime market
GORENJE	GRVG	10.380	4,293	421	165,113	Prime market
Funds						
NFD 1 DELNIŠKI INVESTICIJSKI SKLAD	NF1N	0.637	958	689	102,290	Fund market
INFOND GLOBAL	INDGL	9.301	248	262	47,726	Fund market
PROBANKA GLOBALNI NALOŽBENI SKLAD	PBGS	0.703	185	124	27,004	Fund market
Bonds						
SLOVENSKA ODŠKODNINSKA DRUŽBA 2 nd ISSUE	SOS2E	103.21	2,691	171	526,485	Bond market
PETROL 1 st ISSUE	PET1	108.50	884	7	54,250	Bond market
PROBANKA 11 th ISSUE	PRB11	99.96	188	14	14,994	Bond market

PRIME AND STANDARD MARKET RATIOS

	Trading code	Price-to-earnings ratio (P/E)	Dividend yield	Price-to-book ratio (P/B)	Turnover ratio	Beta
Prime market						
GORENJE	GRVG	7.25		0.37	0.11	0.40
INTEREUROPA	IEKG			0.11	0.04	0.21
KRKA	KRKG	11.91	1.82%	1.98	0.08	0.56
LUKA KOPER	LKPG			0.77	0.03	0.54
MERCATOR	MELR	20.39	4.32%	0.78	0.07	1.64
NOVA KBM	KBMR	18.87		0.51	0.07	1.01
PETROL	PETG	14.15	3.32%	1.27	0.05	1.15
TELEKOM SLOVENIJE	TLSG		3.95%	0.61	0.04	0.84
Kazalniki prve kotacije		371.66	2.30%	1.05	0.07	
Standardna kotacija						
ABANKA VIPA	ABKN	89.13	0.49%	0.75	0.00	0.26
AERODROM LJUBLJANA	AELG	14.22	3.94%	0.50	0.07	0.53
DELO PRODAJA	DPRG	516.23	1.43%	0.43	0.01	-0.15
ETOL	ETOG		1.59%	0.63	0.01	-0.26
ISKRA AVTOELEKTRIKA	IALG	5.43		0.70	0.01	-0.16
ISTRABENZ	ITBG				0.01	-0.60
KOMPAS MTS	MTSG	5.00		0.10	0.00	0.00
MLINOTEST	MAJG	10.41		0.40	0.00	0.04
NIKA	NIKN			1.20	0.00	0.00
PIVOVARNA LAŠKO	PILR			0.59	0.01	0.44
POZAVAROVALNICA SAVA	POSR	8.15		0.44	0.05	0.49
SALUS	SALR	7.16	9.68%	0.76	0.07	0.26
SAVA	SAVA		8.63%	0.23	0.04	-0.10
TERME ČATEŽ	TCRG	35.70	3.06%	0.92	0.00	-0.01
ZAVAROVALNICA TRIGLAV	ZVTG	12.62		0.75	0.06	0.36
ŽITO	ZTOG	14.69	4.06%	0.55	0.03	-0.04
Kazalniki standardne kotacije			1.57%	0.59	0.03	

Calculated on the basis of audited consolidated financial statements for 2009 or 2010.

Market averages are calculated by market capitalisation weighting (illiquid companies excluded).

P / E = price / earnings per share

Dividend yield = last confirmed dividend / price

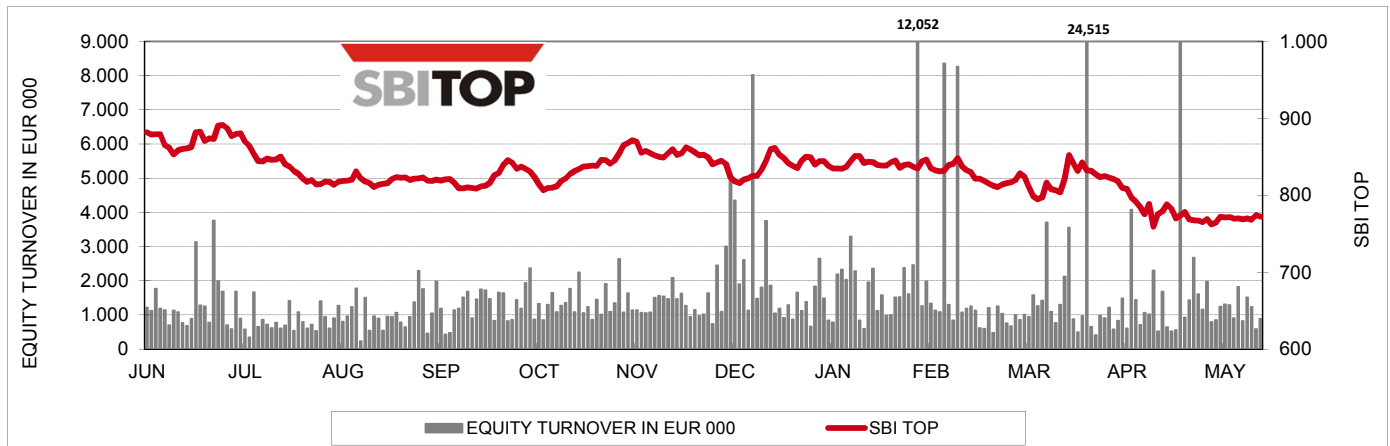
P / B = price / book value of share (own shares excluded)

Ratios for Aerodrom Ljubljana are based on all issued shares (ordinary and preferred)

Turnover ratio = yearly turnover / average market capitalisation (current month, before 6 and before 12 months).

The systematic risk indicator "Beta" is calculated using 12-month daily data and with correlation to SBITOP.

SLOVENE BLUE-CHIP INDEX - SBI TOP



Value on 31 May 2011

771.99

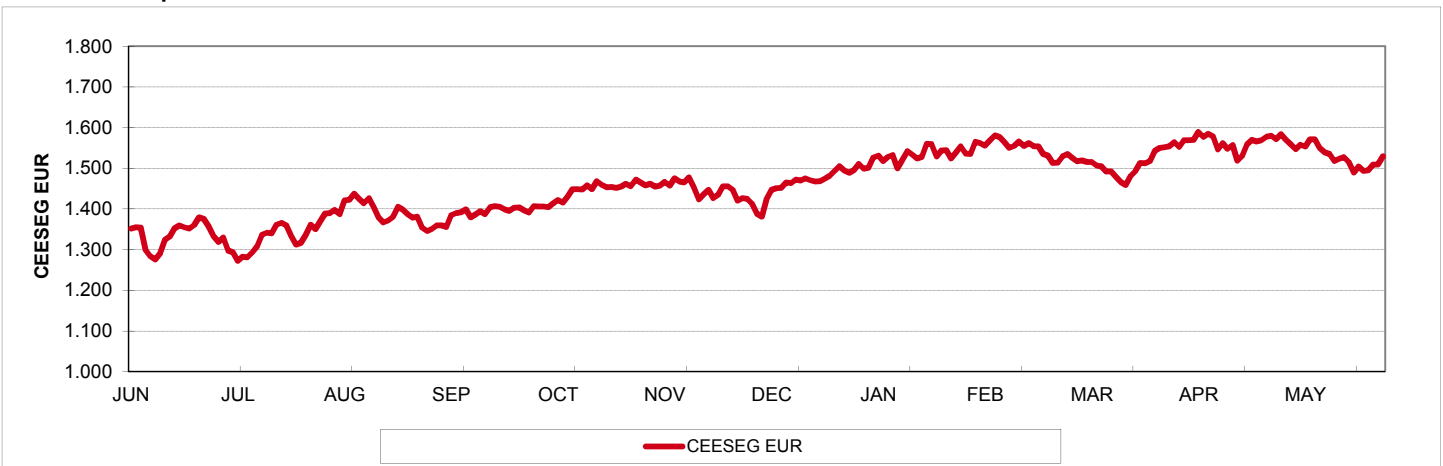
Change in May 2011	-16.11
Max. value in May 2011 (3 May 2011)	782.59
Min. value in May 2011 (16 May 2011)	761.94

Monthly change	-2.04% ▼
Change from 31 Dec 2010	-9.22% ▼
Change from 31 May 2010	-12.54% ▼

SBITOP constituents:

		Weight as of 31 May 2011	Price in EUR (31 May 2011)
KRKA	KRKG	30.19%	60.31
PETROL	PETG	20.80%	225.85
MERCATOR	MELR	23.73%	166.50
TELEKOM SLOVENIJE	TLSG	9.39%	75.90
NOVA KREDITNA BANKA MARIBOR	KBMR	9.65%	7.820
GORENJE	GRVG	6.25%	10.380

CEESEG Composite Index in EUR - CEESEG EUR



CEESEG is a trademark of WBAG.

Value on 31 May 2011

1,529.93

Change in May 2011	-41.52
Max. value in May 2011 (2 May 2011)	1,583.97
Min. value in May 2011 (23 May 2011)	1,489.38

Monthly change	-2.64% ▼
Change from 31 Dec 2010	1.93% ▲
Change from 31 May 2010	11.04% ▲

CEESEG EUR constituents: 51 shares, represent first 15:

	Weight as of 31 May 2011	Price in EUR (31 May 2011)
CEZ	10.68%	38.30
ERSTE GROUP BANK AG	9.69%	34.65
OTP BANK	7.22%	22.88
MOL	6.57%	89.26
OMV AG	6.10%	28.87
VOESTALPINE AG	5.80%	34.78
IMMOFINANZ AG	4.51%	3.07
TELEKOM AUSTRIA AG	4.49%	9.00
ANDRITZ AG	4.29%	73.20
VIENNA INSURANCE GROUP AG	3.57%	39.57
KOMERCNI BANKA	3.55%	165.69
RAIFFEISEN BANK INTERNATIONAL AG	3.14%	37.99
TELEFONICA O2 CR	3.04%	16.77
VERBUND AG KAT. A	2.99%	31.21
RICHTER GEDEON	2.52%	136.88

MONTHLY TURNOVER BY MARKET IN EUR 000

Year 2010	Equity Market			Fund Market					TOTAL	MoM Index
	Prime Market	Standard Market	Entry Market	Closed-end Fund Market	Plus Market	General Market	Bond Market	Average daily turnover		
May	24,652	3,783	873	1,133	3	378	8,587	1,877	39,409	107
June	24,446	2,805	1,202	877	5	683	12,922	2,045	42,940	109
July	15,090	1,857	952	1,292	18	530	11,569	1,423	31,309	73
August	19,838	2,350	725	675		373	13,171	1,688	37,132	119
September	20,200	8,039	1,330	1,288		648	8,906	1,837	40,411	109
October	22,646	3,994	1,770	964		496	3,815	1,604	33,685	83
November	23,257	4,414	825	1,728		439	2,070	1,559	32,734	97
December	38,090	5,961	1,488	2,163		409	4,426	2,627	52,537	160
Total 2010	288,010	57,592	15,190	16,423	58	6,365	108,903	1,962	492,540	
Year 2011										
January	31,183	1,706	878	1,279		506	12,863	2,305	48,415	92
February	39,980	8,823	1,040	4,374		639	5,485	3,176	60,341	125
March	40,758	2,266	9,769	3,690		467	6,770	2,770	63,721	106
April	18,973	1,232	882	681		292	3,485	1,419	25,545	40
May	30,068	1,678	1,264	958		531	4,360	1,850	38,859	152
Total 2011	160,961	15,706	13,833	10,982		2,436	32,962	2,322	236,880	

MARKET CAPITALISATION BY MARKET IN EUR 000

Date	Equity Market			Fund Market					TOTAL (equity)	MoM Index
	Prime Market	Standard Market	Entry Market	Closed-end Fund Market	Plus Market	General Market	Bond Market			
May 31, 2010	4,915,003	1,810,161	882,978	252,366	608	120,026	13,057,233	7,608,142	98	
June 30, 2010	4,875,433	1,810,035	855,595	251,439	605	116,790	13,111,012	7,541,063	99	
July 31, 2010	4,618,627	1,650,472	840,671	196,635	561	113,785	13,142,820	7,109,770	94	
August 31, 2010	4,674,701	1,616,548	830,999	189,153		115,085	13,162,054	7,122,248	100	
September 30, 2010	4,659,247	1,638,912	801,306	183,807		115,348	13,239,142	7,099,465	100	
October 31, 2010	4,782,240	1,591,543	812,262	184,221		112,049	13,226,412	7,186,045	101	
November 30, 2010	4,714,173	1,510,616	740,870	180,161		110,499	13,240,243	6,965,660	97	
December 31, 2010	4,713,896	1,498,485	815,511	158,553		106,778	13,192,764	7,027,892	101	
January 31, 2011	4,666,239	1,416,542	664,394	161,894		106,135	14,359,327	6,747,176	96	
February 28, 2011	4,528,270	1,369,456	656,792	165,078		105,103	14,181,886	6,554,518	97	
March 31, 2011	4,518,339	1,314,303	747,604	163,454		100,850	15,703,554	6,580,246	100	
April 30, 2011	4,332,335	1,206,422	709,128	96,509		95,601	15,348,974	6,247,884	95	
May 31, 2011	4,406,180	1,129,133	736,039	102,290		95,516	15,210,868	6,271,352	100	

NEWS AND EVENTS

- In May 2011, there was an increase in average consumer prices MoM by 0.8 per cent, while price growth for the entire year has been 2.2 per cent.
- On 31st May 2011, the ECB euro foreign exchange reference rate against the dollar was 1 EUR = USD 1.4385. In the past month, the euro fell by 3.2 per cent against the dollar, while it appreciated by 16.9 per cent against the dollar during the past 12-month period.

MEMBERS LIST

Member	Tel. No.	Member	Tel. No.
Abanka Vipava, d. d., Ljubljana	+386 1 471 81 88	Ilirika borzno posredniška hiša, d. d., Ljubljana	+386 1 300 22 60
ALTA Invest, d. d., Ljubljana	+386 1 320 03 90	KBC Securities NV, Brussels *	+32 2 429 13 04
Argonos BPH, d.o.o., Ljubljana	+386 1 470 48 05	KD banka, d. d., Ljubljana	+386 59 22 00 31
Banka Koper, d. d., Koper	+386 5 666 13 18	Moja delnica BPH, d. d., Ljubljana	+386 1 433 11 55
BKS BANK AG, Bančna podružnica, Ljubljana	+386 1 589 09 26	Nova Kreditna banka Maribor, d.d., Maribor	+386 2 229 27 38
Certius BPH, d.o.o., Ljubljana	+386 1 540 42 04	Nova Ljubljanska banka, d. d., Ljubljana	+386 1 476 52 07
Deželna banka Slovenije, d. d., Ljubljana	+386 1 472 72 68	Perspektiva, borzno posredniška družba, d. d., Ljubljana	+386 1 568 82 25
ecetra Central European e-Finance AG (brokerjet) *	+386 1 583 22 95	Primorski finančni center Interfin, d.o.o., Koper	+386 5 663 31 00
Erste Group Bank AG, Vienna *	+43 50 100 83118	Probanka, d. d., Maribor	+386 2 252 05 58
Factor banka, d. d., Ljubljana	+386 1 230 66 14	Raiffeisen Banka, d. d., Maribor	+386 2 229 31 19
GBD Gorenjska borzno posredniška družba, d. d., Kranj	+386 4 280 10 18	Raiffeisen Centrobank AG, Vienna *	0043 51520 5457
Gorenjska banka, d. d., Kranj	+386 4 208 43 28	SKB banka, d. d., Ljubljana	+386 1 471 50 82
Hypo Alpe-Adria-Bank, d. d., Ljubljana	+386 1 580 42 76	UniCredit Banka, d. d., Ljubljana	+386 1 587 64 30

* Remote members of LIJSE