



What's inside

Consolidated Data

Total Value of Trading in All Markets, Breakdown by Markets, BIST Main Indices

Equity Market

Total Value of Trading, Breakdown by Instruments, Market Cap., Blue Chips Speedometers, Monthly Top 10s

Fixed Income Market

Total Value of Trading, Breakdown by Instruments, FI Indices, Repo Rate, Benchmark Bond Rate

Derivatives Market

Total Notional Value of Trading, Breakdown by Underlying Asset, Open Interest, Number of Trades, Top 10 Members

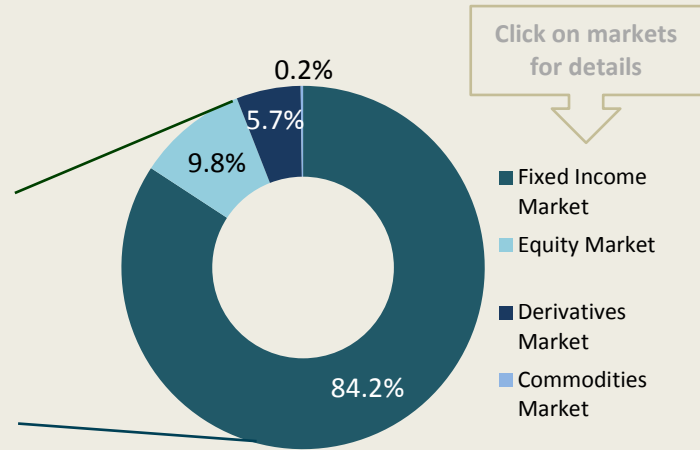
Commodities Market

Total Value of Trading, Breakdown by Instruments, Number of Trades, Member Distribution

BORSA ISTANBUL CONSOLIDATED

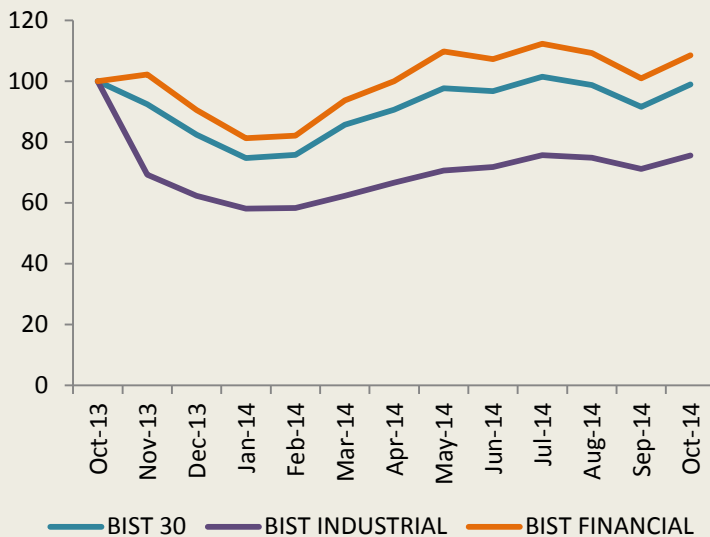
Total Value of All Trading (USD billions)

Monthly Traded Value
Market Breakdown, October 2014

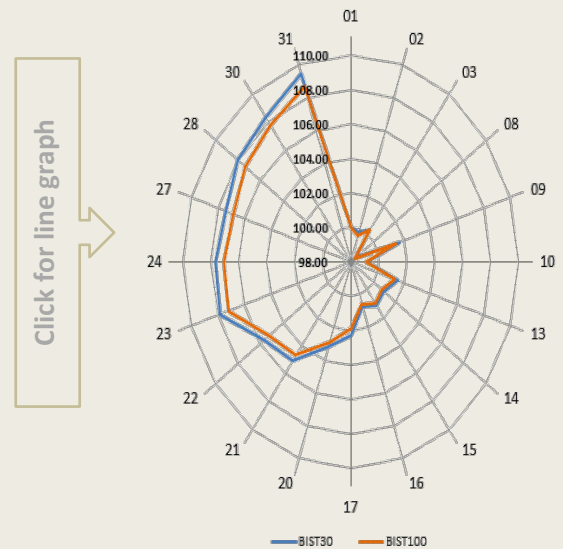


Total Value of Trading October 2014-October 2013= 86,098,590,828\$
% Change YoY= 35.8 %

BIST30 vs BIST Industrial vs BIST Financial Indices
31.10.2013=100



BIST100 Versus BIST30
Cobweb Battle,

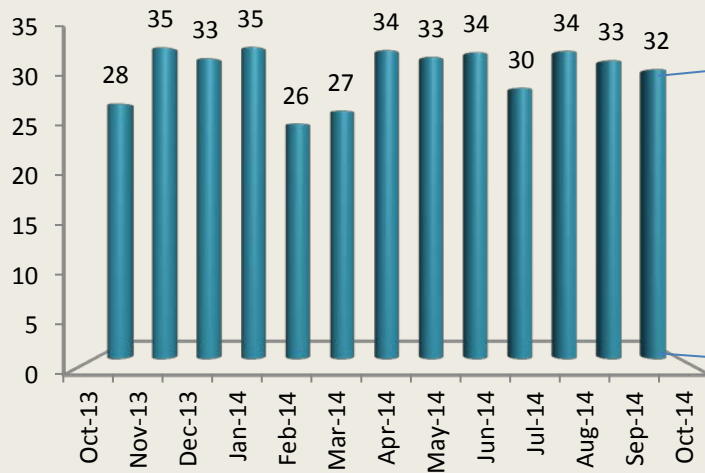


Oct 1=100

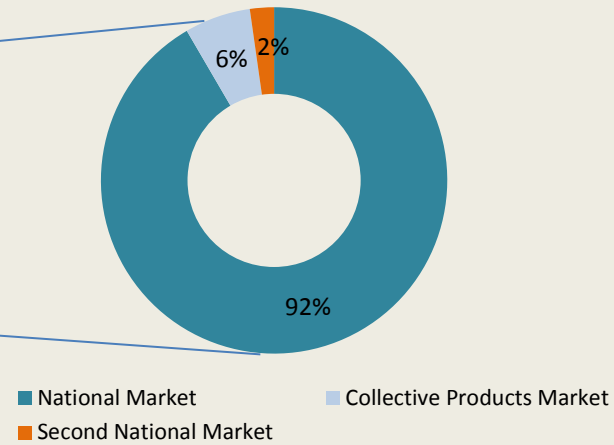
	BIST100	BIST30
October 31	80,580	98,957
% Change MoM	7.53 ↑	8.03 ↑

EQUITY MARKET

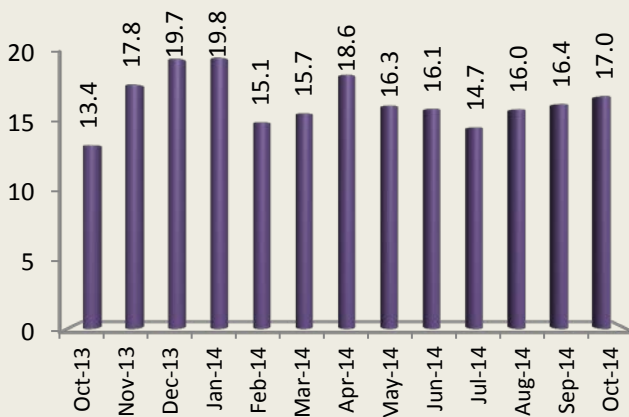
Total Value of Trading
(USD billions)



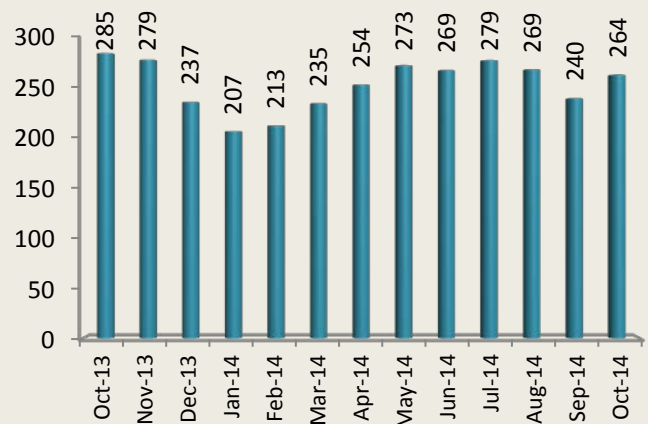
Breakdown of Traded Value



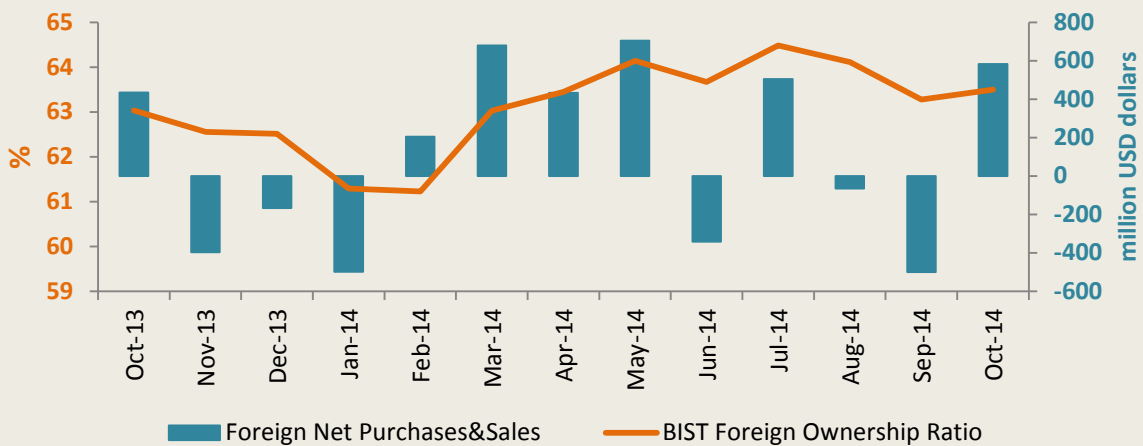
Traded Volume
(in billions share)




Market Capitalization
(USD billions)



Foreign Ownership Ratio & Net Purchases and Sales



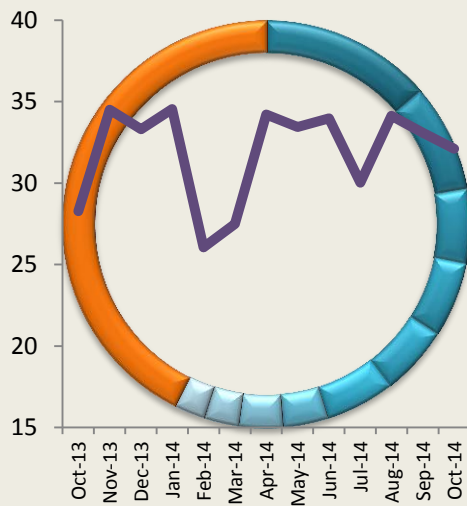
BLUE CHIPS
(Index Constituents Monthly % Returns)



Leaders: 28
Laggers: 2

Monthly Top 10s in Equity Market

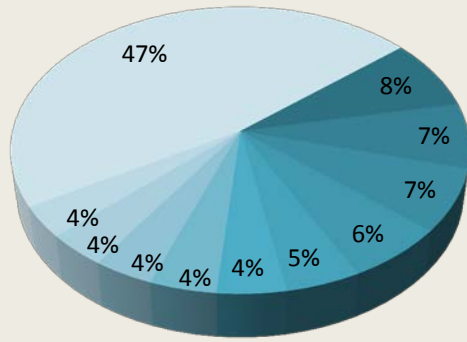
Monthly Trading Leaders
Top 10 Equities by Traded Value
(USD billions)



Contribution of Top 10 Shares to
Total Value of Trading is 57%

Top 10 Equities by Traded Value	%	Top 10 Equities by Traded Value	%
GARAN	14%	HALKB	4%
VAKBN	9%	AKBNK	3%
KRDMD	6%	DOHOL	3%
ZOREN	6%	VESTL	2%
ISCTR	5%	Others	43%
THYAO	5%		

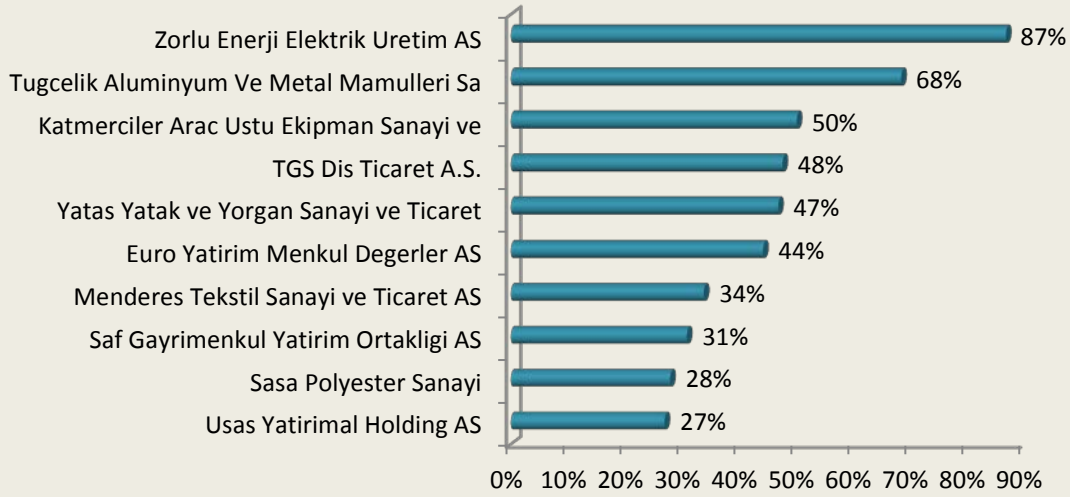
Top 10 Brokers by Traded Value



- İŞ YATIRIM MENKUL DEĞERLER A.Ş.
- GARANTİ YATIRIM MENKUL KIYMETLER A.Ş.
- YAPI KREDİ YATIRIM MENKUL DEĞERLER A.Ş.
- AK YATIRIM MENKUL DEĞERLER A.Ş.
- DENİZ YATIRIM MENKUL KIYMETLER A.Ş.
- MEKSA YATIRIM MENKUL DEĞERLER A.Ş.
- GEDİK YATIRIM MENKUL DEĞERLER A.Ş.
- TEB YATIRIM MENKUL DEĞERLER A.Ş.
- BURGAN YATIRIM MENKUL DEĞERLER A.Ş.
- FİNANS YATIRIM MENKUL DEĞERLER A.Ş.
- DİĞERLERİ

Top 10 brokers' share in total traded value is 53%

Top 10 Performers By Monthly Returns



Click on sub-markets to see top performers

Equity Market Sub-markets

National Market

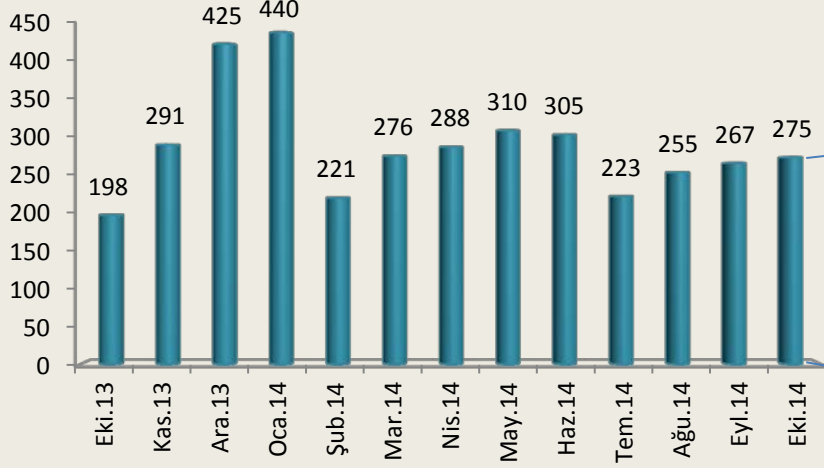
Second National Market

Exchange Traded Products Market

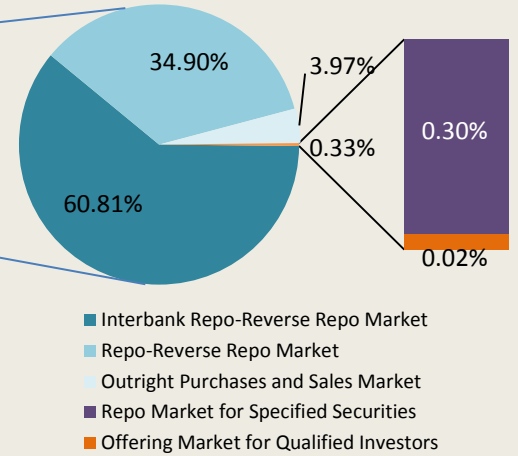
Emerging Companies Market

FIXED INCOME MARKET

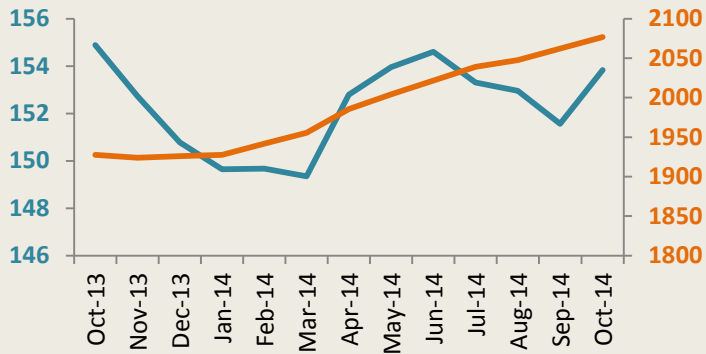
Total Value of Trading
(USD billions)



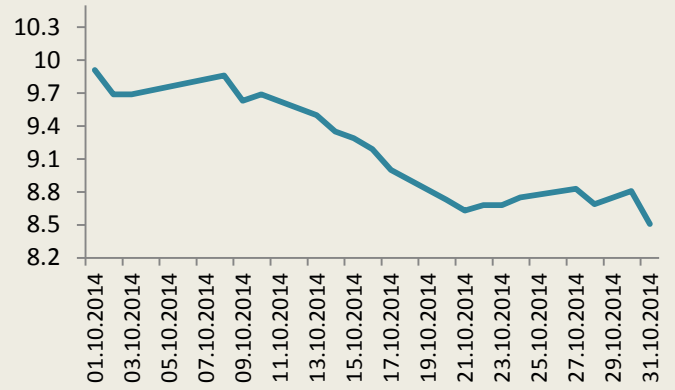
Breakdown of Traded Value
by Instruments



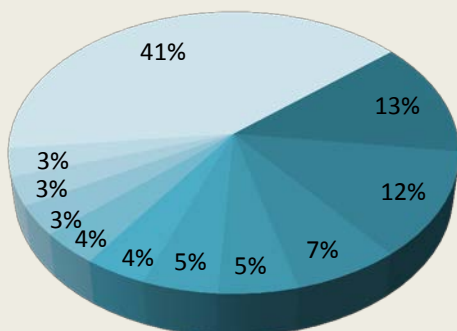
Fixed Income Market Indices
02.01.2001=100



Benchmark Bond Rate



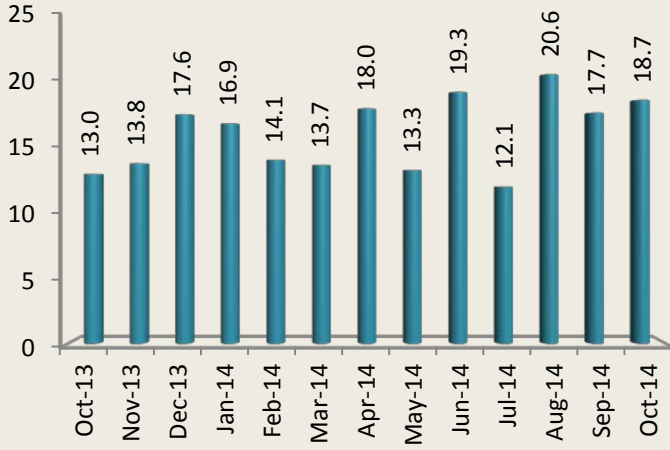
Top 10 Members by Traded Value



- İŞ YATIRIM MENKUL DEĞERLER A.Ş.
- TEB YATIRIM MENKUL DEĞERLER A.Ş.
- GARANTİ YATIRIM MENKUL KIYMETLER A.Ş.
- YAPI KREDİ YATIRIM MENKUL DEĞERLER A.Ş.
- GEDİK YATIRIM MENKUL DEĞERLER A.Ş.
- DEUTSCHE SECURITIES MENKUL DEĞERLER A.Ş.
- YATIRIM FİNANSMAN MENKUL DEĞERLER A.Ş.
- DENİZ YATIRIM MENKUL KIYMETLER A.Ş.
- SANKO MENKUL DEĞERLER A.Ş.
- AK YATIRIM MENKUL DEĞERLER A.Ş.
- OTHERS

DERIVATIVES MARKET

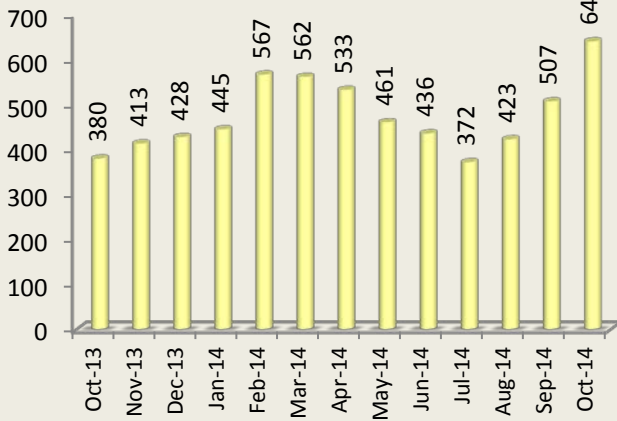
Total Notional Value of Derivatives Trading (USD billions)



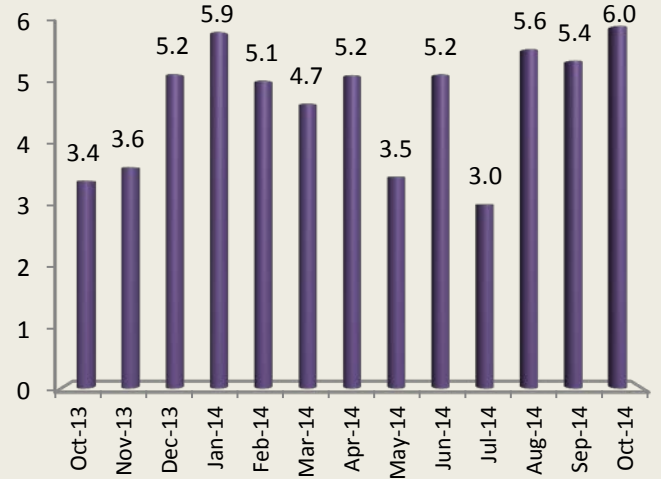
Breakdown of Traded Value

Underlying Asset	Value Traded (USD)	Share (%)
Equity Index Futures	16,816,749,236	90.04
Currency Futures	1,725,280,700	9.24
Precious Metals Futures	71,129,253	0.38
Equity Futures	4,223,919	0.02
Commodity Futures	0	0.00
Power Futures	0	0.00
Equity Index Options	53,506,037	0.29
Currency Options	306,472	0.00
Equity Options	6,102,428	0.03
Total	18,677,298,044	100.00

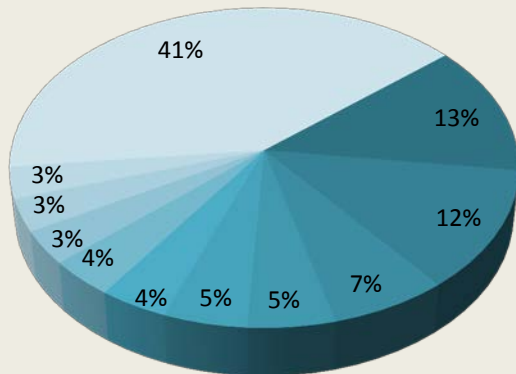
Open Interest (in thousands)



Traded Volume (in millions)



Top 10 Members by Traded Value

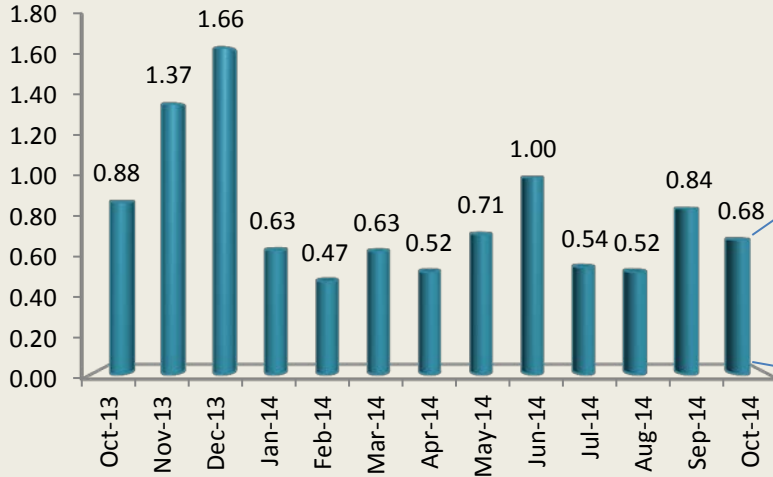


Top 10 members' share in traded value is 59%

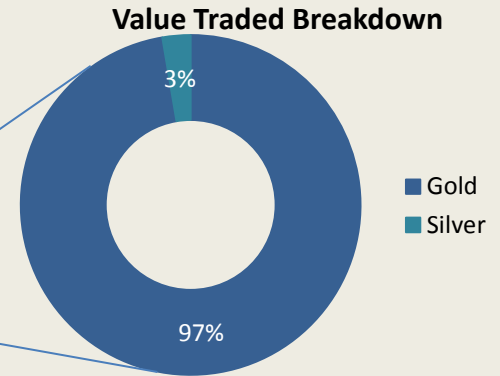
- İŞ YATIRIM MENKUL DEĞERLER A.Ş.
- TEB YATIRIM MENKUL DEĞERLER A.Ş.
- GARANTİ YATIRIM MENKUL KIYMETLER A.Ş.
- YAPI KREDİ YATIRIM MENKUL DEĞERLER A.Ş.
- GEDİK YATIRIM MENKUL DEĞERLER A.Ş.
- DEUTSCHE SECURITIES MENKUL DEĞERLER A.Ş.
- YATIRIM FİNANSMAN MENKUL DEĞERLER A.Ş.
- DENİZ YATIRIM MENKUL KIYMETLER A.Ş.
- SANKO MENKUL DEĞERLER A.Ş.
- AK YATIRIM MENKUL DEĞERLER A.Ş.
- OTHERS

COMMODITIES MARKET

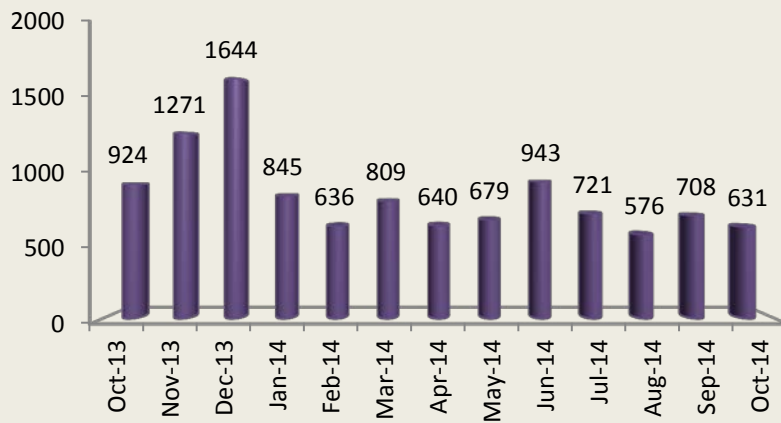
Total Value of Commodities Trading
(USD billions)



Breakdown of Traded Value



Total Number of Trades



Number of Members

