



# BSE Main Market Summary

May 2014



CAPITALIZATION OF BSE MAIN MARKET			
As of 31 May 2014			
Market Segment	Capitalization (EUR)	Change Apr'14 %	Change May'13 %
Premium Equities Segment	1 052 421 965	-0.71%	54.00%
Standard Equities Segment	3 378 949 260	-0.40%	4.51%
Special Purpose Vehicles Segment	283 390 172	-3.66%	13.71%
<b>Total Capitalization</b>	<b>4 714 761 397</b>	<b>-0.67%</b>	<b>13.18%</b>

## BSE INDICES

### SOFIX

Value	605.22
Monthly change	0.54%
Annual change	40.70%
P/E	10.44
P/B	0.97

### BGBX 40

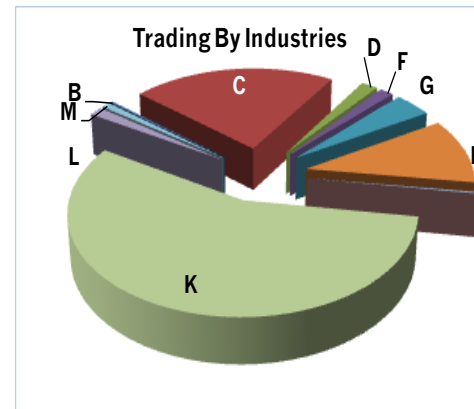
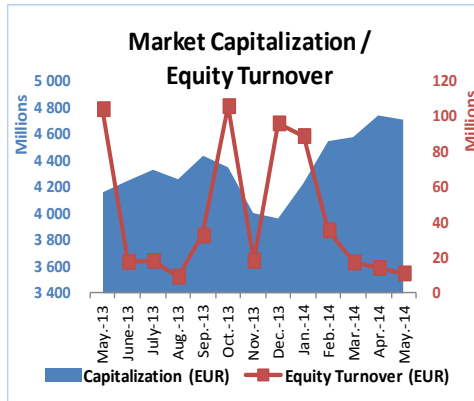
Value	119.91
Monthly change	-1.85%
Annual change	37.21%
P/E	11.61
P/B	1.22

### BG TR30

Value	440.21
Monthly change	-0.75%
Annual change	44.94%
P/E	18.46
P/B	1.14

### BG REIT

Value	97.83
Monthly change	0.69%
Annual change	11.30%
P/E	21.31
P/B	0.72



MONTHLY TRADING BY BSE MAIN MARKET SEGMENTS		Change		
Market Segment	May 2014		Apr '14	May '13
	Trades	Turnover (EUR)	Turnover %	Turnover %
Premium Equities Segment	1 561	2 326 749	-49.68%	-13.26%
Standard Equities Segment	2 742	4 878 887	-19.94%	-95.10%
Special Purpose Vehicles Segment	679	3 878 560	12.78%	90.81%
Bonds Segment	30	11 601 404	1194.81%	5.44%
Compensatory Instruments Segment	338	1 039 291	8.31%	85.17%
Exchange Traded Products Segment	0	0	N.A.	N.A.
Subscription Rights Segment	0	0	-100.00%	-100.00%
<b>TOTAL:</b>	<b>5 350</b>	<b>23 724 890</b>	<b>48.16%</b>	<b>-79.52%</b>

TRADING BY INDUSTRIES (ACCORDING TO NACE.BG* - 2008)	Turnover (EUR)	Market Cap. (EUR)	Turnover Velocity
B Mining and quarrying	33 071	63 290 098	0.052%
C Manufacturing	2 483 448	1 351 313 294	0.184%
D Electricity, gas, steam and air conditioning supply	202 737	303 877 575	0.067%
F Construction	172 073	111 097 093	0.155%
G Wholesale and retail trade; repair of motor vehicles and motorcycles	458 304	539 067 126	0.085%
H Transportation and storage	1 209 772	73 686 435	1.642%
I Accommodation and food service activities	28 533	122 048 797	0.023%
J Information and communication	59	11 498 954	0.001%
K Financial and insurance activities	6 233 176	1 834 427 016	0.340%
L Real estate activities	160 331	270 847 181	0.059%
M Professional, scientific and technical activities	102 691	33 607 829	0.306%

\* Values as of 31 May 2014

\*\* P (prices) are weight-average

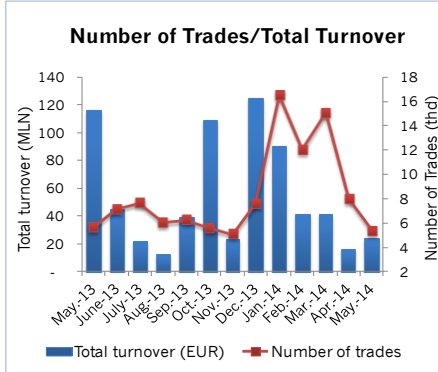
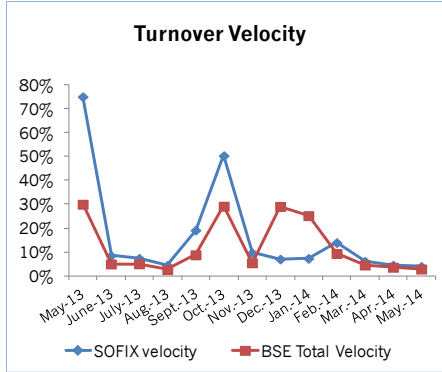
\*\*\* Financial reports data (ttm)

\*\*\*\* BGBX 40 is a new index of BSE-Sofia, which was introduced on 02 January 2014 to replace the BG 40 index

\* National Classification of Economic Activities



# Market Summary



## BSE-SOFIA INDICES

	Market Cap (EUR)	% of total Market Cap	Total turnover (EUR)	% of total turnover	All Trades	% of all trades
<b>SOFIX</b>	1 962 854 838	41.63%	6 418 554	57.91%	2 439	48.96%
<b>BGBX 40</b>	3 000 987 472	63.65%	8 010 163	72.27%	4 279	85.89%
<b>BGREIT</b>	156 103 994	3.31%	3 754 475	33.87%	541	10.86%
<b>BGTR30</b>	2 091 981 092	44.37%	7 531 250	67.95%	3 451	69.27%

\*\* BGBX 40 is a new index of BSE-Sofia, which was introduced on 02 January 2014 to replace the BG 40 index

### Liquidity Ranking

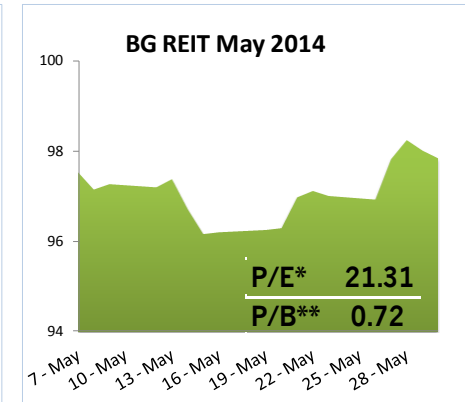
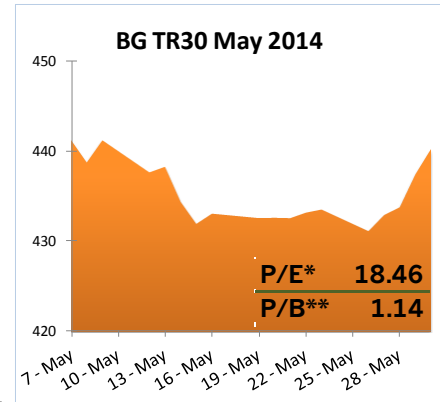
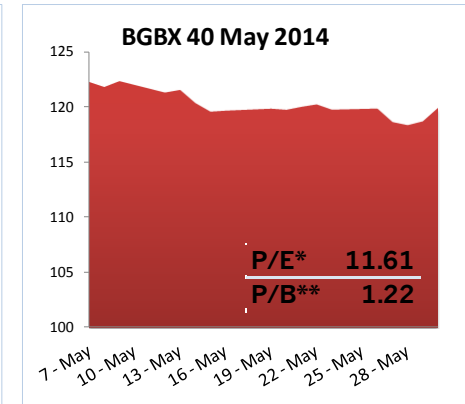
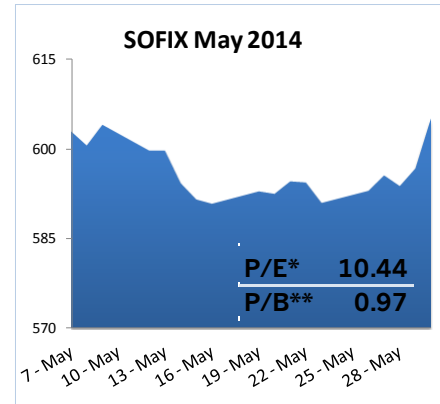
BSE Code	Issuer	Trades	Volume (lots)	Turnover (EUR)
6C4	Chimimport AD-Sofia	638	701 051	765 928
4CF	CB Central Cooperative Bank AD-Sofia	380	436 515	306 048
6A6	Advance Terrafund REIT-Sofia	359	2 392 553	3 422 084
T43	Zarneni Hrani Bulgaria AD-Sofia	202	406 872	122 375
T57	Trace Group Hold AD-Sofia	194	33 597	119 702

### MEMBERS

Trades	Turnover ('000 EUR)
Inv. Intermediary "Karoll"	3 083
Inv. Intermediary "Elana Trading"	2 495
Inv. Intermediary "Aval IN"	1 740
Inv. Intermediary "BenchMark Finance"	897
Inv. Intermediary "UG Market"	614

Inv. Intermediary "Euro - Finance"	15 097
CB "Corporate Commercial Bank"	7 690
Inv. Intermediary "First Financial Brokerage House"	5 498
Inv. Intermediary "Karoll"	5 366
Inv. Intermediary "Elana Trading"	3 789



\* P (prices) are weight-average

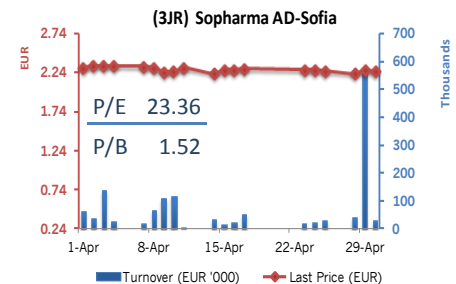
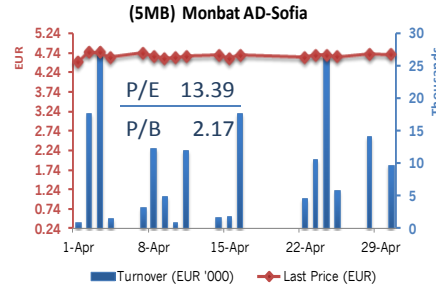
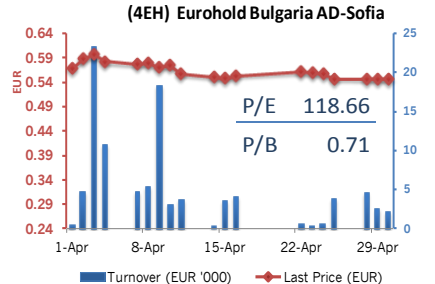
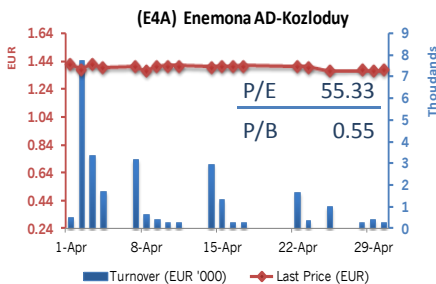
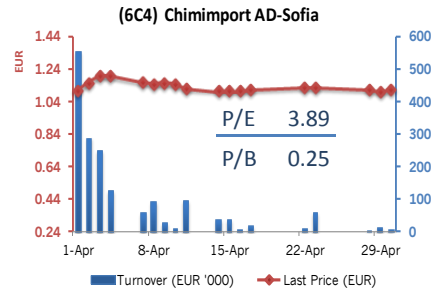
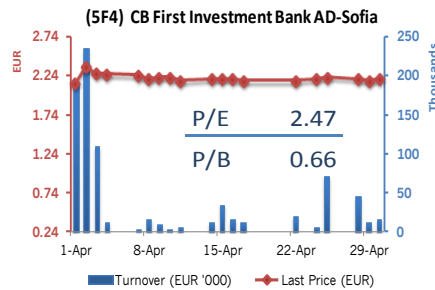
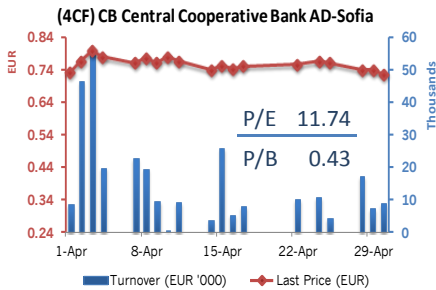
\*\* Financial reports data (ttm)



# Market Summary

## PREMIUM MARKET

BSE Code	Company	Issue Size (Shares)	Market Capitalization (EUR)	Trading on regulated market in May		
				Trades (#)	Volume (lots)	Value (EUR)
4CF	CB Central Cooperative Bank AD-Sofia	113 154 291	79 666 156	380	436 515	306 048
5F4	CB First Investment Bank AD-Sofia	110 000 000	231 211 302	102	105 834	225 745
6C4	Chimimport AD-Sofia	150 858 809	168 149 688	638	701 051	765 928
E4A	Enemona AD-Kozloduy	11 933 600	15 558 960	115	15 695	20 932
4EH	Eurohold Bulgaria AD-Sofia	127 345 000	67 584 662	96	59 779	32 331
5MB	Monbat AD-Sofia	39 000 000	186 881 273	87	106 786	497 442
3JR	Sopharma AD-Sofia	132 000 000	303 369 925	143	211 168	478 325
<b>Total</b>			<b>1 052 421 965</b>	<b>1 561</b>	<b>1 636 828</b>	<b>2 326 749</b>



**CB CENTRAL COOPERATIVE BANK AD**  
Banking  
[www.ccbank.bg](http://www.ccbank.bg)

**CB FIRST INVESTMENT BANK AD**  
Banking  
[www.fibank.bg](http://www.fibank.bg)

**CHIMIMPORT AD**  
Holding Company  
[www.chimimport.bg](http://www.chimimport.bg)

**ENEMONA AD**  
Engineering  
[www.enemona.bg](http://www.enemona.bg)

**EUROHOLD BULGARIA AD**  
Car Sales-Leasing-Insurance  
[www.eurohold.bg](http://www.eurohold.bg)

**MONBAT AD**  
Batteries Manufacturer  
[www.monbat.bg](http://www.monbat.bg)

**SOPHARMA AD**  
Pharmaceuticals  
[www.sopharma.bg](http://www.sopharma.bg)