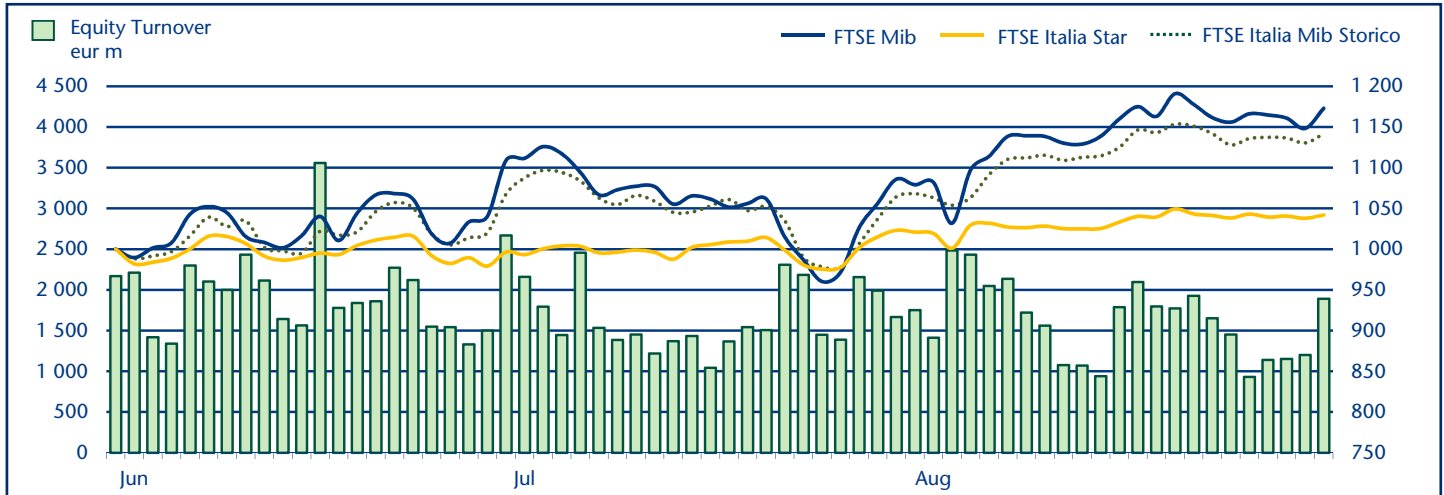


MONTHLY UPDATE

August 2012

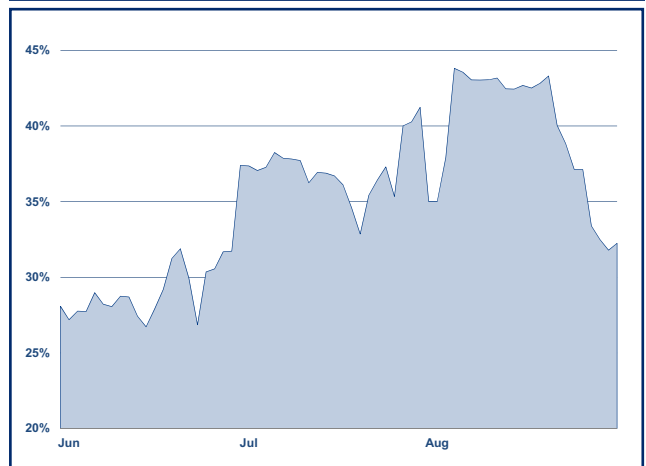
EQUITY DAILY TURNOVER AND MAIN INDICES (BASE = 1000 31.05.2012)



STOCK INDICES

	31 JUL 2012	31 AUG 2012	Var. % MoM	Var. % 2011 end	Volatility Aug 2012
FTSE Italia Mib Storico ▲	11 746	12 554	6.9%	2.4%	15.2%
FTSE Mib ▲	13 891	15 100	8.7%	0.1%	32.4%
FTSE Italia Star ▲	10 163	10 373	2.1%	10.6%	13.1%

FTSE MIB VOLATILITY



TRADING - DAILY AVERAGE

	JAN-AUG 2011		JAN-AUG 2012		AUG 2012	
(*)	Trades Number	Turnover eur m	Trades Number	Turnover eur m	Trades Number	Turnover eur m
Shares ▼	281 510	3 117.4	241 910	2 052.4	184 899	1 621.7
Securitized Derivatives ▼	5 635	47.3	4 660	35.6	3 521	24.3
ETF Plus ▼	14 658	344.6	11 400	242.8	9 437	194.3
Fixed Income ▲	16 062	749.7	23 593	1 161.1	16 725	818.7

(*) Indicators are related to turnover figures.

LISTING

	30 DEC 2011	31 JUL 2012	31 AUG 2012
MTA Domestic	257	253	252
of which STAR	70	68	67
MTA Foreign	5	5	5
of which STAR	1	1	1
MIV (Investment Companies and SPAC)	6	6	6
MTA International	36	36	36
AIM Italia	14	17	17
MAC	10	11	11
Listed Companies Total	328	328	327
Warrant - Mta-Mercato Expandi	19	21	21
Warrant - AIM Italia	5	7	7
MIV Closed End Funds	26	24	23
ETF	570	617	613
ETC\ETN	100	180	184
ETF Plus Total	670	797	797
Securitized Derivatives	3 880	5 139	5 348
Convertibles Bonds	14	11	12
Mot - Government Bonds	99	105	104
Mot - Bonds	410	709	709
Mot - Eurobonds and ABSs	317	356	357
MOT Total	826	1 170	1 170
Extramot	274	293	292
Fixed Income Total	1 100	1 463	1 462

MOST TRADED SHARES IN THE MONTH

Shares	Mkt	Turnover eur m	% TOT
Unicredit	MTA	5 065.2	14.2%
Eni	MTA	4 884.3	13.7%
Intesa Sanpaolo	MTA	3 694.1	10.4%
Enel	MTA	2 565.2	7.2%
Fiat	MTA	1 778.8	5.0%

BEST PERFORMANCES IN THE MONTH

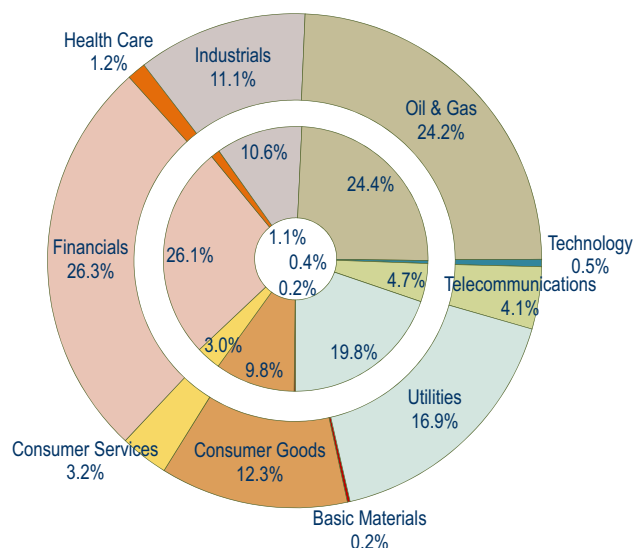
Shares	Mkt	Var. % MoM	Var % 2011 end
Ageas	MTA	976.1%	1382.1%
Rcs Mediagroup	MTA	175.0%	97.4%
Eems	MTA	97.5%	-37.3%
Eukedos	MTA	93.9%	-91.7%
Rcs Mediagroup rsp	MTA	70.9%	21.3%

Performances are computed with no-rounded official prices.
Performance is not included for shares not listed at 2011 end or unlimited suspended at August 2012 end

CAPITALISATION

Domestic Companies Capitalisation 30 DEC 2011 31 JUL 2012 31 AUG 2012 (eur m)

MTA Capitalisation	331 456	317 319	340 065
of which STAR	11 430	12 174	12 458
MIV (Investment Companies e SPAC)	307	490	511
AIM Italia	349	370	361
MAC	262	266	264
Total	332 374	318 444	341 201
Capitalisation (% GDP)			
MTA	20.6%	19.6%	21.0%
of which STAR	0.7%	0.8%	0.8%
Total	20.7%	19.6%	21.0%
Capitalisation (% Tot.)			
FTSE MIB Shares	82.6%	84.0%	83.7%



Note: internal chart: capitalisation on 30.12.2011;
external chart: capitalisation on 31.08.2012.

TRADING

SHARES

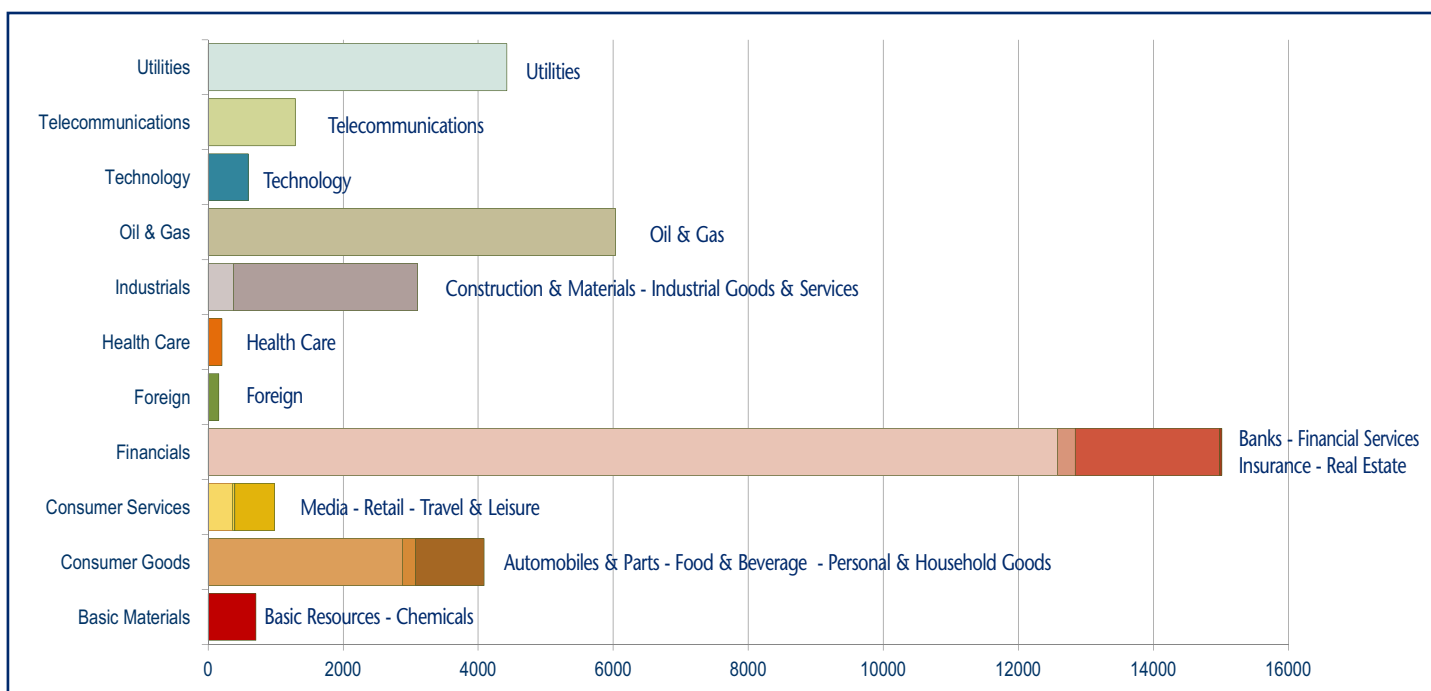
	JAN-AUG 2011		JAN-AUG 2012		AUG 2012	
	Trades Number	Turnover eur m	Trades Number	Turnover eur m	Trades Number	Turnover eur m
MTA Domestic	45 352 631	510 338.9	39 514 776	337 972.7	3 862 652	34 165.7
of which STAR	2 260 372	6 931.9	1 611 018	4 154.3	141 026	321.9
MTA Foreign	2 048 770	17 278.0	1 524 910	11 489.8	170 332	1 331.6
of which STAR	5 536	30.5	5 800	29.9	579	2.1
MIV Invest. Companies	42 400	71.1	18 673	16.9	1 622	1.2
MTA International	389 489	2 241.4	288 704	1 466.3	31 708	178.1
AIM Italia	23 334	20.7	19 549	22.6	1 457	1.3
MAC	64	0.8	29	0.4	6	0.0
Total	47 856 688	529 951.0	41 366 641	350 968.6	4 067 777	35 677.9

FTSE MIB Shares						
% Shares Total	75.6%	92.1%	77.6%	92.6%	80.3%	94.7%

OTHER INSTRUMENTS

	JAN-AUG 2011		JAN-AUG 2012		AUG 2012	
	Trades Number	Turnover eur m	Trades Number	Turnover eur m	Trades Number	Turnover eur m
SeDex	958 003	8 046.1	796 875	6 090.0	77 455	533.9
Warrant MTA	101 577	107.7	56 773	36.6	4 665	3.9
Warrant AIM Italia	1 179	1.0	2 663	3.2	187	0.1
MIV Closed End Funds	34 626	154.6	35 003	87.8	3 180	8.1
ETF	1 731 545	48 410.4	1 521 904	36 483.9	162 383	3 743.8
ETC	760 268	10 176.5	427 462	5 030.4	45 233	531.5
ETF Plus	2 491 813	58 587.0	1 949 366	41 514	207 616	4 275
Convertible Bonds	89 380	1 191.6	69 022	849.6	3 941	45.7
Subscription rights	971 370	1 919.4	670 247	2 601.8	-	-
Mot - Government Bonds	1 979 930	112 234.9	3 169 050	182 050.1	280 747	16 404.2
Mot - Bonds	584 760	8 813.8	589 958	8 725.1	60 540	853.6
Mot - Eurobonds and ABSs	126 055	4 084.9	222 221	4 971.0	21 903	487.1
ExtraMOT	39 877	2 312.1	53 181	2 808.9	4 754	266.0
Fixed Income Total	2 730 622	127 445.6	4 034 410	198 555	367 944	18 010.9

INDUSTRY/SUPERSECTOR TURNOVER (eur m)



NEW LISTINGS

RECENT EVENTS

ISSUER	MKT	SHARES	TRADING FIRST DAY	EVENT	1st DAY CAPITALISATION (eur m)	SPONSOR (NOMAD for AIM Italia)
- MTA						
1 Delclima	MTA	O	02.01.2012	Split of De Longhi	1 065.02	Mediobanca
2 Brunello Cucinelli	MTA	O	27.04.2012	IPO (placement of 33.0% of share capital)	726.70	Mediobanca
3 Fondiaria-Sai	MTA	RSP	06.08.2012	A seguito di aumento di capitale	35.99	-
- AIM ITALIA						
1 Frendy Energy	AIM	O	22.06.2012	Admission with institutional placing	22.65	Integrae SIM
2 Primi sui Motori	AIM	O	26.07.2012	Admission with institutional placing	28.19	Integrae SIM
3 Compagnia della Ruota	AIM	O	30.07.2012	Admission with institutional placing	6.82	Unipol Merchant Bank
- MAC						
1 Softec	MAC	O	05.03.2012	Admission with institutional placing	8.25	Integrae SIM S.p.A.
2 ARC Real Estate	MAC	O	05.03.2012	Admission with institutional placing	9.61	Integrae SIM S.p.A.

NEWLY ADMITTED COMPANIES (THROUGH IPOs, SPOs AND INSTITUTIONAL PLACINGS)

2 Security: FRENDY ENERGY				Total	of which Public	of which Institutionals
Offer period:	Offered shares:	max	16 900 000	min
	22.06.2012	Greenshoe:	max	-	-
Offer price:	1.05	Requested shares:	
Bookbuilding range:-....	Allotted shares:		2 600 000	2 600 000
Minimum lot:	- of which greenshoe:		-	-	-
Placed stake:	15.4%	Capital raised (ML euro):		2.73	2.73
		- from newly issued shares:		2.73		
Blt alphabetical code:					
Bloomberg code:	Market and segment:		AIM Italia - Mercato Alternativo del Capitale		
Reuters code:	Sector:	,		
3 Security: PRIMI SUI MOTORI				Total	of which Public	of which Institutionals
Offer period:	Offered shares:	max	159 866	min
	26.07.2012	Greenshoe:	max	-	-
Offer price:	22.00	Requested shares:	
Bookbuilding range:-....	Allotted shares:		159 866	159 866
Minimum lot:	- of which greenshoe:		-	-	-
Placed stake:	14.2%	Capital raised (ML euro):		3.52	3.52
		- from newly issued shares:		2.81		
Blt alphabetical code:					
Bloomberg code:	Market and segment:		AIM Italia - Mercato Alternativo del Capitale		
Reuters code:	Sector:	,		
4 Security: COMPAGNIA DELLA RUOTA				Total	of which Public	of which Institutionals
Offer period:	Offered shares:	max	3 514 615	min
	30.07.2012	Greenshoe:	max	-	-
Offer price:	1.00	Requested shares:	
Bookbuilding range:-....	Allotted shares:		3 514 615	3 514 615
Minimum lot:	- of which greenshoe:		-	-	-
Placed stake:	51.5%	Capital raised (ML euro):		3.51	3.51
		- from newly issued shares:		3.51		
Blt alphabetical code:					
Bloomberg code:	Market and segment:		AIM Italia - Mercato Alternativo del Capitale		
Reuters code:	Sector:	,		

Note: The column "Total" includes, in addition to public and institutional tranches, also prospective offers reserved to other investors (family & friends etc.). Allotted share figure doesn't include overallotted shares until the greenshoe option is possibly exercised.

ADMISSION TO TRADING - MAC

N°	MKT	SECURITY	LISTING DAY	FIRST TRADING DAY	PRICE (eur)	ALLOTTED SECURITIES			VALUE (eur m)
						ISSUE	SOLD	TOTAL	
1	MAC	ARC REAL ESTATE	27.02.2012	05.03.2012	9.00	9 223	-	9 223	0.08
2	MAC	SOFTec	27.02.2012	05.03.2012	16.00	15 625	-	15 625	0.25

RIGHT ISSUES

N°	MKT	SEG.	SECURITIES	OPTION RIGHTS TRADING PERIOD		OFFER PRICE	OFFERED SHARES	ISSUE RATE	UNEXERCISED PREEMPTIVE RIGHTS (%)	ALLOTTED SHARES	CAPITAL RAISED (eur m)
				FROM	TO						
7	MTA	STAR	IGD-Immobiliare Grande Distribuzione	21.05.2012	01.06.2012	0.64	29 827 267	10 : 1 ord	0.0%	20 776 022	13.3
8	MTA	-	MOVIEMAX	21.05.2012	08.06.2012	0.06	82 400 000	4 : 1 ord , 4 : 1 rights	41.5%	48 242 768	2.9
9	MTA	-	CHL	28.05.2012	15.06.2012	0.06	75 799 360	7 : 15 ord , 7 : 15 rights	86.4%	11 752 720	0.7
10	MTA	-	NOEMALIFE	25.06.2012	13.07.2012	3.72	1 880 180	10 : 23 ord , 10 : 23 rights	11.8%	1 880 180	7.0
11	MTA	STAR	SERVIZI ITALIA	02.07.2012	20.07.2012	2.40	12 697 485	15:19 ord, 15:19 rights	17.9%	10 988 805	26.4
12	MTA	-	FONDIARIA-SAI	16.07.2012	01.08.2012	1.00	916 895 448	252:1 ord 252:1 rights	31.7%	625 996 476	AAI 626.0
13	MTA	-	UNIPOL ORD	16.07.2012	01.08.2012	2.00	422 851 420	20:1 ord 20:1 rights	27.1%	308 148 420	AAI 616.3

SCRIP RIGHT ISSUES

N°	MKT	SEG.	SECURITIES	EFFECTIVE DATE	NOMINAL VALUE		ISSUED SHARES	ISSUE RATE	VALUE (eur m)
					BEFORE	AFTER			
3	MTA	ST	TXT	28.05.2012	0.5000	0.5000	2 759 039	1:1	1.4
4	MTA	-	FNM	18.06.2012	0.0000	0.0000	186 386 814	3:4	100.0
5	MTA	-	ANSALDO STS	04.07.2012	0.5000	0.5000	20 000 000	1:6	10.0
6	MTA	-	CATTOLICA ASSICURAZIONI	23.07.2012	3.0000	3.0000	2 704 431	1:20	8.1

TOTAL MONEY RAISED (eur m)

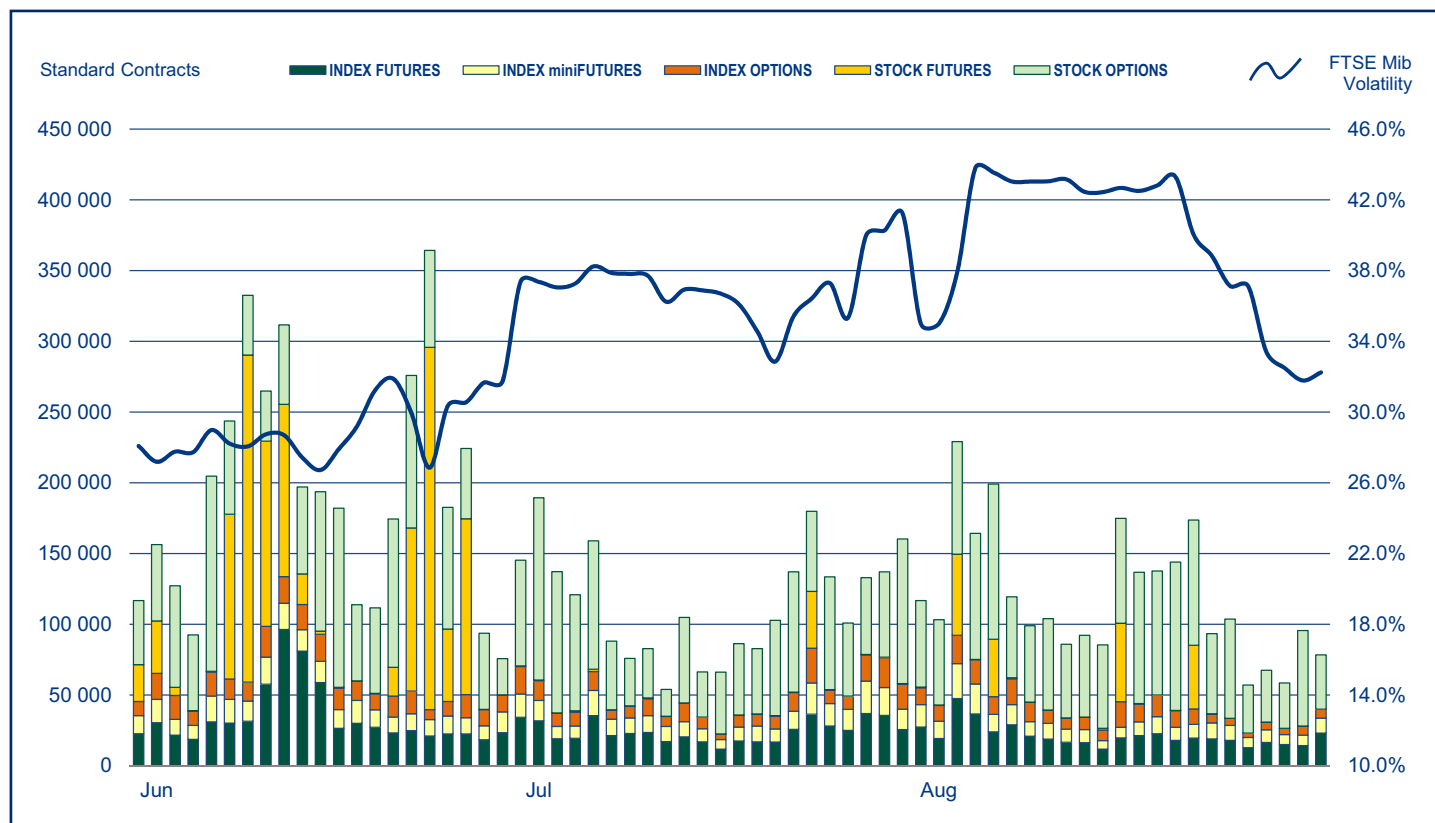
	NUMBER	SECURITIES		MONEY RAISED	SHARE-HOLDERS	INVESTORS			
		NEWLY ISSUED	SOLD			PUBLIC	EMPLOYEES	INSTIT. INVESTORS	OTHER
a) YEAR 2012 - CAPITAL INCREASES	13	9 208.4	-	9 208.4	9 208.4	-	-	-	-
MTA	12	9 206.4	-	9 206.4	9 206.4	-	-	-	-
- of which Star	3	51.0	-	51.0	51.0	-	-	-	-
MIV	-	-	-	-	-	-	-	-	-
AIM Italia - Mercato Alternativo del Capitale	1	2.0	-	2.0	2.0	-	-	-	-
MAC	-	-	-	-	-	-	-	-	-
b) YEAR 2012 - OPVS TOTAL (Excluded Closed-end funds)	6	71.4	112.6	184.0	-	18.4	-	165.6	-
MTA	1	62.00	111.91	173.91	-	18.45	-	155.47	-
- of which Star	-	-	-	-	-	-	-	-	-
MIV	-	-	-	-	-	-	-	-	-
AIM Italia - Mercato Alternativo del Capitale	3	9.06	0.70	9.76	-	-	-	9.76	-
MAC	2	0.33	-	0.33	-	-	-	0.33	-
NEW LISTINGS	6	71.39	112.61	184.00	-	18.45	-	165.56	-
MTA	1	62.00	111.91	173.91	-	18.45	-	155.47	-
- of which Star	-	-	-	-	-	-	-	-	-
MIV	-	-	-	-	-	-	-	-	-
AIM Italia - Mercato Alternativo del Capitale	3	9.06	0.70	9.76	-	-	-	9.76	-
MAC	2	0.33	-	0.33	-	-	-	0.33	-
YEAR 2012 - MONEY RAISED (a+b)	19	9 279.8	112.6	9 392.4	9 208.4	18.4	-	165.6	-

TAKEOVER BIDS

N°	BIDDER	OFFER TYPE	TARGET SHARES	OFFER PERIOD		PRICE (eur)	SHARES		STAKE OWNED AFTER OFFER	TURNOVER (eur m)
				FROM	TO		REQUESTED	BOUGHT		
	GLOBAL GAMES	MANDATORY	SNAI	27.05.2011	16.06.2011	2.36	57 618 082	19 285 427	67.19%	45.60
	SOFIL S.A.S.	VOLUNTARY	PARMALAT	23.05.2011	08.07.2011	2.600	1 234 460 667	944 749 093	83.33%	2 456.35
	FINEGLADE LIMITED	MANDATORY	SOCOTHERM	29.06.2011	19.07.2011	0.068	38 453 000	6 469 193	95.84%	0.44
	GIORGIONE INVESTIMENTI SPA	MANDATORY	GRUPPO COIN	16.08.2011	19.09.2011	6.500	30 415 911	26 700 961	97.40%	173.56
	LVMH M. HENNESSY - L. VUITTON SA	MANDATORY	BULGARI	22.08.2011	23.09.2011	12.250	118 564 484	109 183 898	98.09%	1 337.50
	NEEP ROMA HOLDING S.P.A.	MANDATORY	A.S. ROMA S.P.A.	13.10.2011	03.11.2011	0.678	43 604 610	14 500 026	78.04%	9.83
	INIZIATIVE MINERARIE E PAVIM	VOLUNTARY	GRUPPO MINERALI MAFFEI	21.11.2011	16.12.2011	4.000	1 270 592	629 695	90.08%	2.52
1	BANCA APULIA, HDI ASSICURAZIONI	VOLUNTARY	APULIA PRONTOPRESTITO	30.01.2012	16.03.2012	0.300	44 700 000	21 249 667	90.06%	6.37
2	EDIZIONE S.r.l	VOLUNTARY	BENETTON GROUP S.P.A	05.03.2012	30.03.2012	4.600	45 937 430	32 005 805	92.37%	147.23
3	DOCOMO Deutschland GmbH	VOLUNTARY	BUONGIORNO S.p.a.	04.06.2012	06.07.2012	2.000	111 888 895	104 779 755	98.05%	209.56
4	TRANSALPINA DI ENERGIA S.R.L.	MANDATORY	EDISON S.p.a.	02.07.2012	03.08.2012	0.890	1 003 045 298	904 822 259	98.10%	805.29

Notes: AAI Before unexercised preemptive right auction AIMMA AIM - Mercato Alternativo del Capitale ST Star Segment
 AEG Before greenshoe COMP Compendium
 AIMIT AIM Italia MTAI MTA International

IDEM - DERIVATIVES TRADING



	DAYS	MONTH	TURNOVER (1)							OPEN INTEREST (4)	
			TOTAL			DAILY AVERAGE					
			STANDARD CONTRACTS	TRADES NUMBER	TURNOVER eur m	OTHER (2)	% TOT SHARES (3)	STANDARD CONTRACTS	TRADES NUMBER		TURNOVER eur m
INDEX FUTURES ⁽⁵⁾	171	YEAR 2012	3 947 335	2 841 874	285 626.0	..	81.4%	23 084	16 619	1 670.3	37 130
	22	JUL 2012	531 959	419 912	36 048.4	..	98.5%	24 180	19 087	1 638.6	34 121
	22	AUG 2012	460 425	375 092	33 602.1	..	94.2%	20 928	17 050	1 527.4	37 130
INDEX miniFUTURES	171	YEAR 2012	2 114 856	1 669 776	30 731.7	..	8.8%	12 368	9 765	179.7	5 298
	22	JUL 2012	290 661	230 164	3 928.9	..	10.7%	13 212	10 462	178.6	3 259
	22	AUG 2012	241 970	194 634	3 527.0	..	9.9%	10 999	8 847	160.3	5 298
INDEX OPTIONS	171	YEAR 2012	2 001 085	400 471	73 432.4	1 712.5	20.9%	11 702	2 342	429.4	228 697
	22	JUL 2012	255 738	55 473	8 624.6	169.8	23.6%	11 624	2 522	392.0	222 959
	22	AUG 2012	231 315	47 696	8 381.2	157.1	23.5%	10 514	2 168	381.0	228 697
STOCK FUTURES ⁽⁶⁾	171	YEAR 2012	4 990 690	12 877	10 412.9	..	3.2%	29 185	75	60.9	64 145
	22	JUL 2012	48 545	1 298	58.7	..	0.2%	2 207	59	2.7	57 789
	22	AUG 2012	202 443	1 003	561.1	..	1.6%	9 202	46	25.5	64 145
STOCK OPTIONS	171	YEAR 2012	13 677 446	263 115	27 629.1	2 427.3	8.5%	79 985	1 539	161.6	4 922 032
	22	JUL 2012	1 388 124	31 225	2 865.6	230.2	7.4%	63 097	1 419	130.3	4 555 506
	22	AUG 2012	1 466 741	30 302	2 945.6	192.8	8.9%	66 670	1 377	133.9	4 922 032
EQUITY DERIVATIVES TOTAL	171	YEAR 2012	26 731 412	5 188 113	427 832.1	4 139.7	121.9%	156 324	30 340	2 501.9	5 257 302
	22	JUL 2012	2 515 027	738 072	51 526.4	399.9	140.8%	114 319	33 549	2 342.1	4 873 634
	22	AUG 2012	2 602 894	648 727	49 016.9	349.9	137.4%	118 313	29 488	2 228.0	5 257 302
ELECTRICITY FUTURES	171	YEAR 2012	2 542	431	702.2	9 323 838	..	15	3	4.1	741
	22	JUL 2012	232	39	101.5	1 399 823	..	11	2	4.6	880
	22	AUG 2012	113	21	42.5	575 800	..	5	1	1.9	741
IDEM TOTAL	171	YEAR 2012	26 733 954	5 188 544	428 534.4	156 339	30 342	2 506.0	5 258 043
	22	JUL 2012	2 515 259	738 111	51 627.9	114 330	33 551	2 346.7	4 874 514
	22	AUG 2012	2 603 007	648 748	49 059.4	118 319	29 489	2 230.0	5 258 043

(1) The notional turnover is computed as the product of contracts number, price and index multiplier for index futures; contracts number, price and size multiplier for stock futures; contracts number, strike prices and index multiplier for index options; contracts number, strike prices and sizes for stock options.

(2) Premium in euro million for options and equity derivatives total; traded MWH for electricity futures.

(3) As percentage on shares turnover (total shares for Index derivatives and Idem total; shares with underlying listed on Borsa Italiana for stock futures and stock options).

(4) Open positions at the end of period. Net figures for futures, gross figures for options.

(5) Includes data for FTSE MIB Dividend Futures.

(6) Includes data for pan-european stock futures.

Additional Information:

This publication uses only electronic trading data; trades that are reported to Borsa Italiana under its rules but executed away from its electronic order books are not included.

There were 22 trading days in August 2012 and 22 trading days in August 2011 on Borsa Italiana.

There were 171 trading days in the period January - August 2012 and 170 trading days in the period January - August 2011.

The publication of this document does not represent solicitation, by Borsa Italiana S.p.A., of public saving and is not to be considered as a recommendation by Borsa Italiana as to the suitability of the investment, if any, herein described.

This document has not to be considered complete and it is meant for information and discussion purposes only. Borsa Italiana accepts no liability, arising, without limitation to the generality of the foregoing, from inaccuracies and/or mistakes, for decisions and/or actions taken by any party based on this documents.

Trademarks Borsa Italiana and Borsa Italiana's logo, IDEM, MOT, MTA, STAR, SeDeX, MIB, IDEX, Bit Club, Academy, MiniFIB, DDM, EuroMOT, Market Connect, NIS, Borsa Virtuale, ExtraMOT, MIV are owned by Borsa Italiana S.p.A.

FTSE is a registered trademark of London Stock Exchange plc and The Financial Times Limited and is used by FTSE International Limited under licence. London Stock Exchange, the coat of arms device and AIM are a registered trade mark of London Stock Exchange plc.

The above trademarks and any other trademark owned by the London Stock Exchange Group cannot be used without express written consent by the Company having the ownership of the same.

Borsa Italiana S.p.A. and its subsidiaries are subject to direction and coordination of London Stock Exchange Group Holdings (Italy) Ltd - Italian branch.

© August 2012 Borsa Italiana S.p.A.. All rights reserved.

Register on line if you want receive Monthly Update at your preferred address as soon as the new release is published.
<http://www.borsaitalia.it/bitApp/servlet/RegistrationController?target=frmBase&lang=en>

6 September 2012 - 18:00



Think before
you print

